



# Wellness & Capital Improvements Study

## Report

A photograph of a wooden boardwalk winding through a field of tall, dry grass. The boardwalk is made of light-colored wooden planks and leads towards the horizon. The background shows a clear sky and some distant trees. The image is partially covered by large, overlapping geometric shapes in green and grey.

**Frankfort Square  
Park District**

**November 2019**

# **FRANKFORT SQUARE PARK DISTRICT**

## **WELLNESS & CAPITAL IMPROVEMENTS STUDY REPORT**

**Completed For**  
**The Frankfort Square Park District**

**By**

**Campfire Concepts**  
Champaign, IL

November 2019

**Project Director**  
Jarrod Scheunemann, M.S.

### **Frankfort Square Park District Board of Commissioners**

Ken Blackburn, President  
Dave Macek, Vice President  
Pamela Kohlbacher, Commissioner  
Craig Maksymiak, Commissioner  
Denis Moore, Commissioner  
Brian Mulheran, Commissioner  
Joe Vlosak, Commissioner

### **Frankfort Square Park District Staff**

Jim Randall, Executive Director  
Audrey Marcquenski Director  
Linda Mitchell, Assistant to the Executive Director  
Nicolette Jerik, Recreation Supervisor  
John Keenan, Superintendent of Recreation  
Ed Reidy, Superintendent of Parks  
Bill O'Shea, Assistant Superintendent of Parks  
Bonnie Roach, Office Manager  
Julie Hein, Assistant Office Manager

# Contents

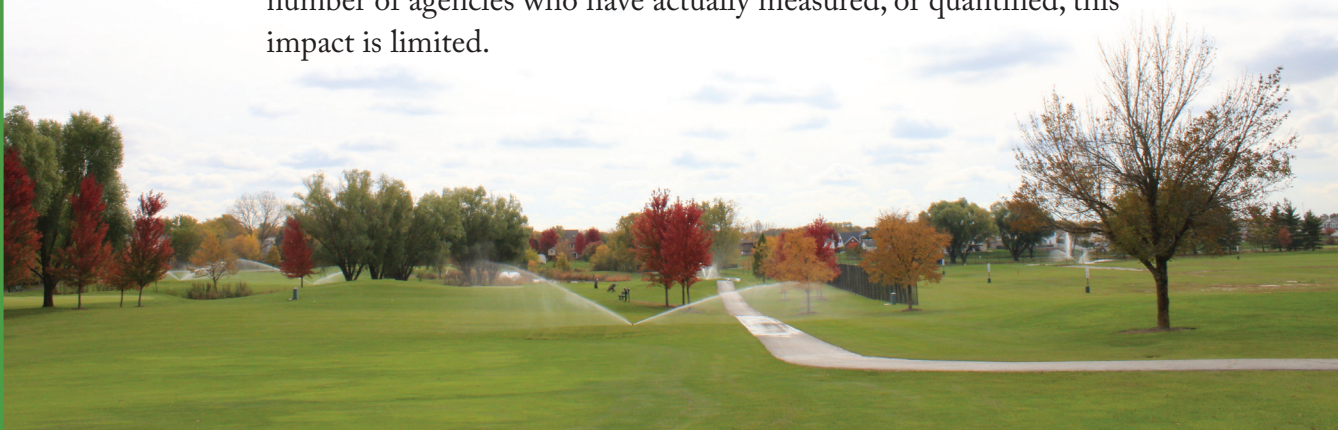
- 1** Introduction
- 2** Study Procedures
- 3** Study Findings
- 4** APPENDIX A:  
Wellness Needs Assessment Survey

# 1 Introduction

## Overview

Public park and recreation agencies are responsible for providing their community quality recreation opportunities. Agencies must ensure their public has the opportunity to participate in quality recreation programs, attractive parks, and effective and safe recreation facilities. In turn, these services can promote a stronger sense of community identity, improve the quality of life for their residents, and enhance the overall health and wellness within the community.

Current research indicates public park and recreation facilities, parks, and programs continue to be widely utilized assets while providing an increasing number of positive outcomes for residents and their communities. One of these outcomes is wellness. While most, if not all, public park and recreation agencies proclaim their services enhance the community's overall health and wellness, the number of agencies who have actually measured, or quantified, this impact is limited.





**In an effort to assist the Frankfort Square Park District assess their community's overall health and wellness needs, Campfire Concepts worked with the District to complete the following tasks:**

**• Internal Wellness Assessment**

An inventory and evaluation of the District's current and potential wellness amenities and services was completed. Discussions with District staff to build a wellness framework occurred that sought to be inclusive of past history, current goals and future direction.

**• Wellness Needs Assessment**

A wellness needs assessment survey was developed and distributed to residents. The survey sought to assess the residents' needs, desires and motivations related to wellness.

The information collected from wellness needs assessment survey will provide the Frankfort Square Park District with a clear planning direction for the future wellness amenities and services within the community. The information contained in this report represents the results of this wellness needs assessment.

## **Purpose**

The Project Team assisted the Frankfort Square Park District in developing and administering a wellness needs assessment

survey. The results of the survey will provide the Frankfort Square Park District with accurate information that can be used for both short-term and long-range program planning for the community.

To initiate the project, Campfire Concepts met with the Frankfort Square Park District staff and administrators. The focus of these meetings was to create a work plan, project objectives, survey development, data analysis techniques, and timeline for this project.

## **Objectives**

Based on the purpose of the study, the following objectives were established:

To design, develop, and administer a wellness needs assessment survey to assess the Frankfort Square Park District's wellness amenities and services. The study sought to provide insight into the following areas:

- Understand residents' priorities for future direction and potential improvements.
- The residents' current patterns of participation with existing wellness areas and facilities.
- Obtain feedback from residents on the future wellness-related projects and improvement areas
- Obtain demographic characteristics of the Frankfort Square Park District residents.

## 2 Study Procedures

**The Project Team worked with the Frankfort Square Park District administration to select a sample for the study. Based on discussions**

between the Project Team and Frankfort Square Park District, it was decided that a mailed survey would be utilized and an invitation to participate in the study was sent to every household within the Frankfort Square Park District's database (n=7,879 households). An adult member of the household was asked to complete the survey. Throughout all of the data collection processes, steps and procedures were employed to ensure that the data was statistically valid and representative of the entire community.



## Study Population

According to 2010 United States Census Bureau data, the Frankfort Square Park District has a population of 18,500 residents (7,879 households). The median age is 38.5 years with a median household income of \$95,037.

## Questionnaire Development

### Survey Development

Multiple meetings between Campfire Concepts and the Frankfort Square Park District staff and administration to discuss the content of the wellness survey were completed. Based upon these meetings, a survey was developed to collect information that would meet the stated objectives of the study. The Project Team developed a draft of the survey and submitted it to the Frankfort Square Park District's administrators for review. Based upon the Frankfort Square Park District's feedback, a final wellness needs assessment survey was developed (see Appendix A).

The survey sought to collect the following data: household demographics; wellness usage patterns, and; ideas for future wellness projects and improvements.

### Data Collection

The survey served as the primary data collection method for the study. In particular, the survey was mailed to every household within the Frankfort Square Park District (n=7,879). Using the methods outlined above,

data collection occurred during the months of September and October with an official closing date of October 10, 2019.

### Data Review and Coding

Respondents completed surveys were mailed to Campfire Concepts for data entry. Prior to data entry, each of the surveys were checked for completeness.

### Data Analysis

The surveys were analyzed during late October and early November 2019. Data analyses was performed using a well-known statistical software, SPSS and Microsoft Excel. Analyses included frequency distributions with descriptive statistics. Results are presented in various formats, including data tables and visual graphics (pie-charts, histograms, bar charts, etc.).

### Questionnaire Responses

Following the procedures outlined above, a mailing was sent to 7,879 households. Of these households, 491 usable questionnaires were returned, producing a precision of at least  $\pm 5\%$  (i.e., the true population value is within  $\pm 5\%$  of the sample value). This response rate was consistent with studies that utilize similar data collection methods.

### Written Comments

Please note, general comments and "other" responses were grouped by theme and included in this report. These resident comments were listed to provide direction to further the Park District mission in a supplemental report.



# 3

## Study Findings

The findings of the study are reported in this section. The findings are organized into the following three sections:

- **The residents' current patterns of participation with existing wellness areas and facilities**
- **Residents' attitudes toward future wellness-related projects and improvement areas**
- **Demographic characteristics of the Frankfort Square Park District residents**





## Current Wellness Participation Patterns

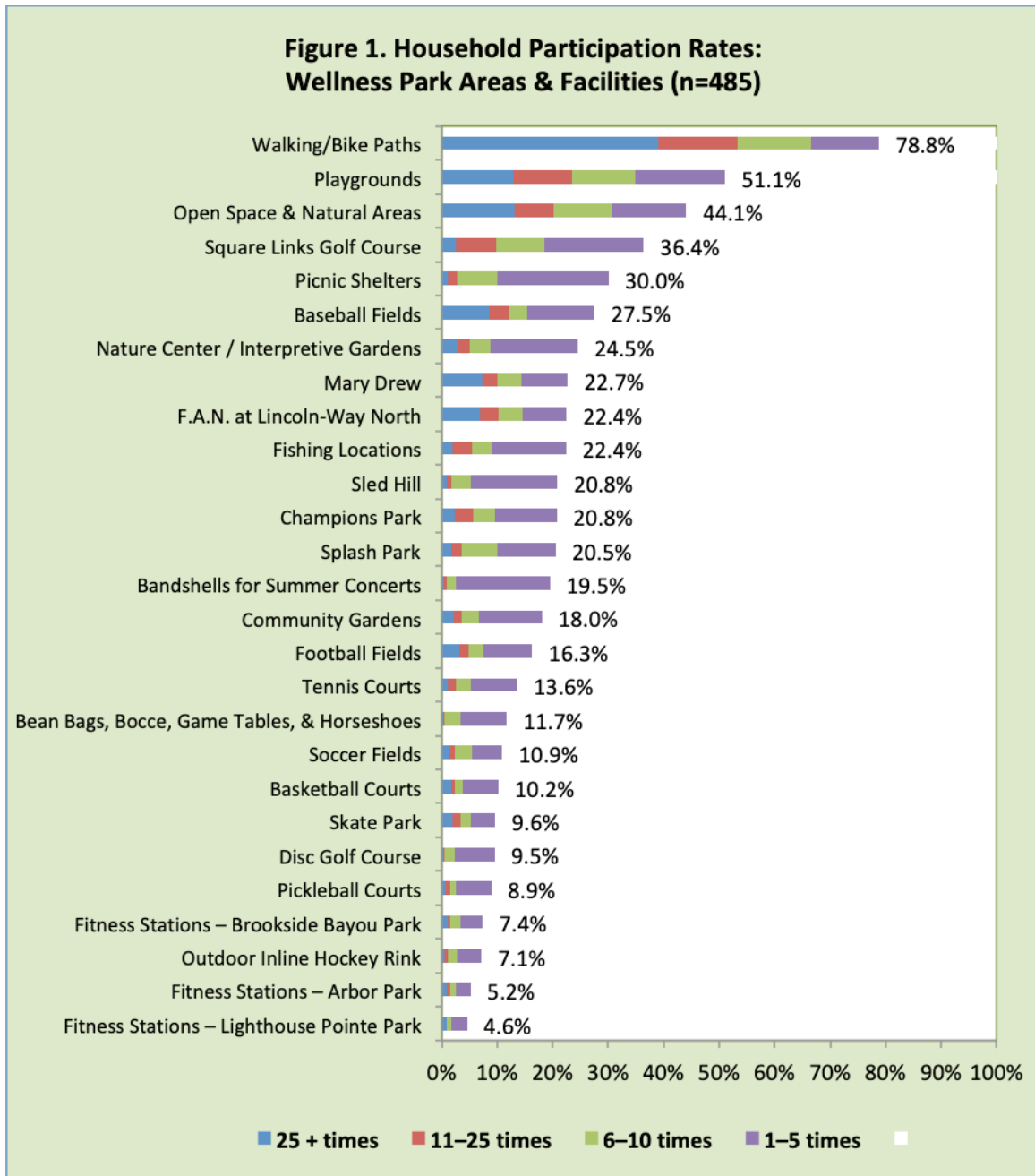
The first question on the community-wide wellness survey asked households how many times (in the past 12 months) members of their household visited or participated in various Frankfort Square Park District facilities and park areas. The results of this item are provided in the following section.

### Household Participation Rates: Frankfort Square Park District Parks and Recreation Services

Respondents were asked, “During the last 12 months, approximately how many times did members of your household visit or participate in the following Frankfort Square Park District offerings?” The respondents were asked to select from one of the five categories: none, 1-5 times, 6-10 times, 11-25 times, or more than 25 times.

During the past 12 months, 78.8% of the respondents had used the District’s walking/biking paths with 39.1% using these paths more than 25 times. Over half of the households visited the District’s playgrounds (51.1%) at least once in the last year. Other park and facility areas that experienced at least 1/3 of the households visiting or using over the past year included the District’s open space and natural areas (44.1%) and the Square Links Golf course (36.1%). Complete results are provided in Figure 1 on the next page.







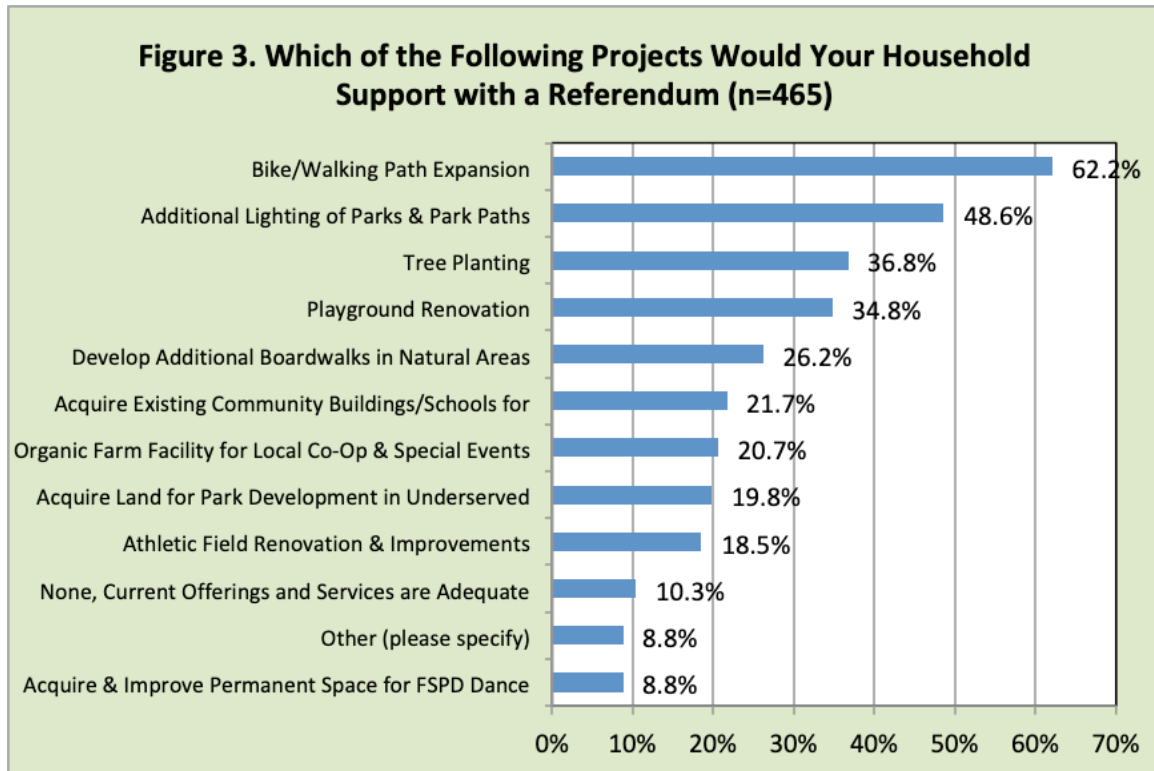
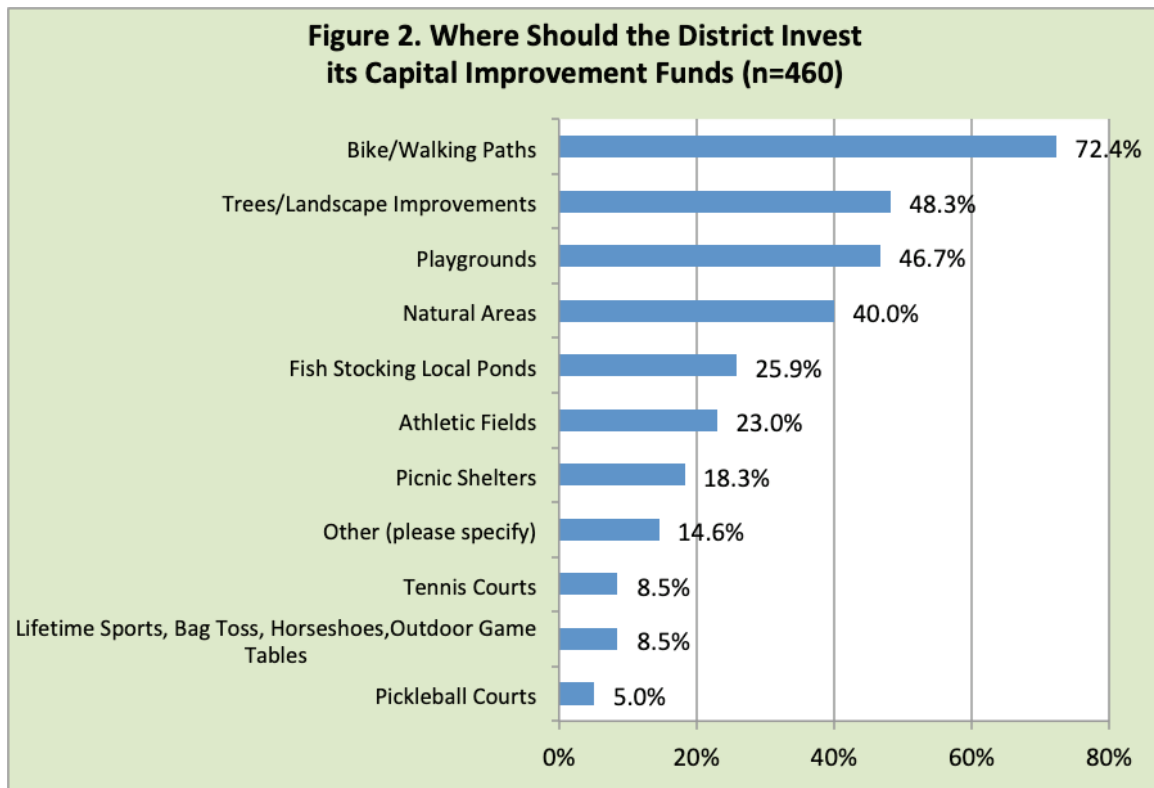
## Ideas for Projects & Improvements

Respondents were asked to rate how important a variety of services and opportunities were to their household as well as their opinions concerning wellness opportunities within the community. To assess the residents' feedback in these areas, a series of questions were developed. The first question asked respondents to identify where the District should invest capital improvement funds. The next two questions explored the community's attitudes toward a possible 2021 capital improvement referendum. Two questions assessed the community's interest in the use of property taxes to support a community pool and an annual fireworks display celebration. The remaining seven questions sought to measure the community's attitudes and interests in wellness-related opportunities and services within the District. The results of these questions are presented below.

### Capital Improvement Investment Priorities

Question #2 of the survey asked respondents to identify where the District should invest capital improvement funds to build new, maintain, or update existing facilities. From a list of eleven options, respondents were asked to indicate all of the ways they feel the District should invest these funds. The following summarizes key findings:

Respondents identified biking/walking paths (72.4%) as the most preferred area for capital improvement funding, followed by trees/landscape improvements (48.3%), playgrounds (46.7%), and natural areas (40.0%). Complete results are available in Figure 2.

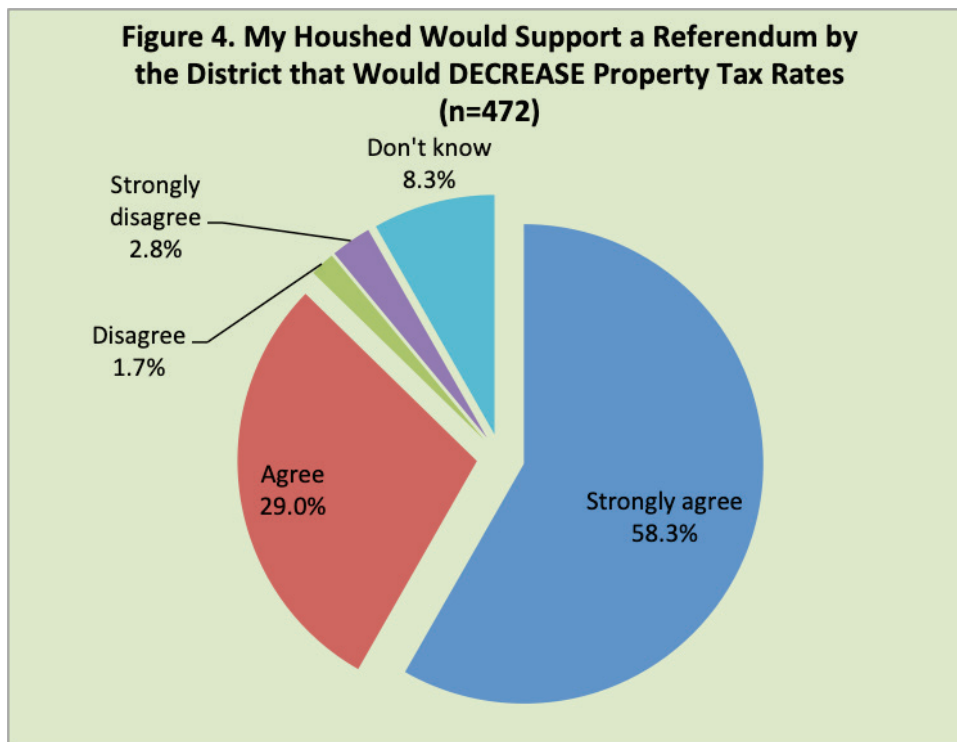




## Support for Capital Improvements

To assess households' support for capital improvement referendum, respondents were asked the following question, "In 2021, the Park District could offer a referendum for additional capital improvements. Please indicate capital improvements your household would support if you Park District property tax bill would DECREASE by \$50.00 and provide funding for community priorities. Your input would direct the Park Board and staff to develop a plan to meet community needs. Please indicate improvements you're your household would use and support." Twelve options were provided to respondents and multiple selections could be made.

The majority of respondents (62.2%) would support the expansion of the District's biking/walking paths and nearly half (48.6%) would support additional lighting in the parks and the District's paths. Complete results are provided in Figure 3 on the previous page.



Respondents were presented with a follow-up question to indicate if their household would support a referendum by the District that would decrease property tax rates. 87.3% of respondents indicated they would support this referendum (see Figure 4).



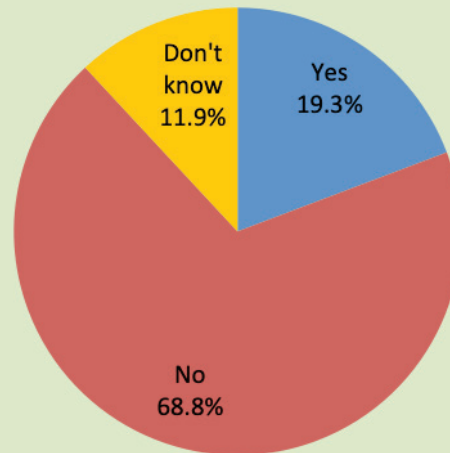
## Opinions Concerning Construction of an Outdoor Community Pool

The next two questions asked respondents about their support a \$100 (annual) tax increase for the construction of an outdoor community pool.

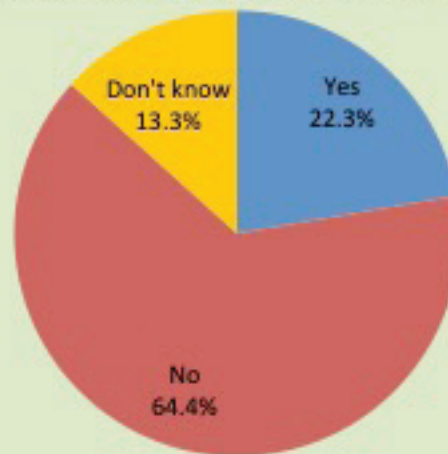
68.8% of respondents indicated they would not support a \$100 tax increase for the development of a community pool. 19.3% indicated they would support the project and 11.9% were undecided. A

follow-up question to ascertain households' support for a \$75 annual fee that would enable all residents to use the pool for free was also presented. Similarly, nearly 2/3 of respondents (64.4%) indicated they would not support the additional \$75 increase. Complete results are provided in Figures 5 & 6.

**Figure 5. Would Your Household Support a \$100 Annual Tax Increase for Construction of an Outdoor Community Pool? (n=478)**



**Figure 6. If Pool Construction was Approved, Would Your Household Support an Additional \$75 (Annually) if Every Resident Would Receive Free Membership? (n=480)**

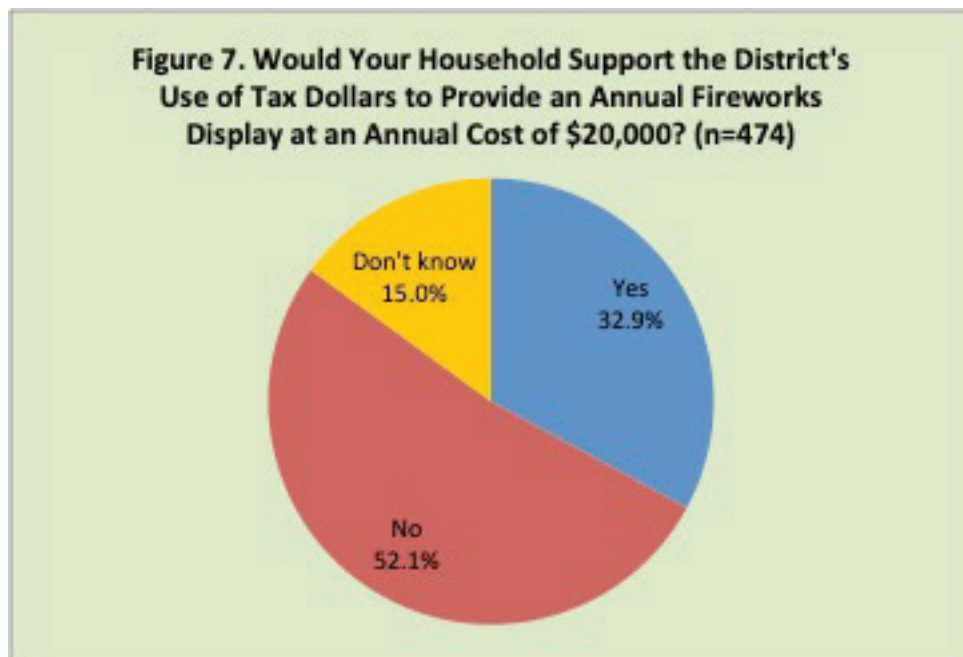






## Support for an Annual Fireworks Display Celebration

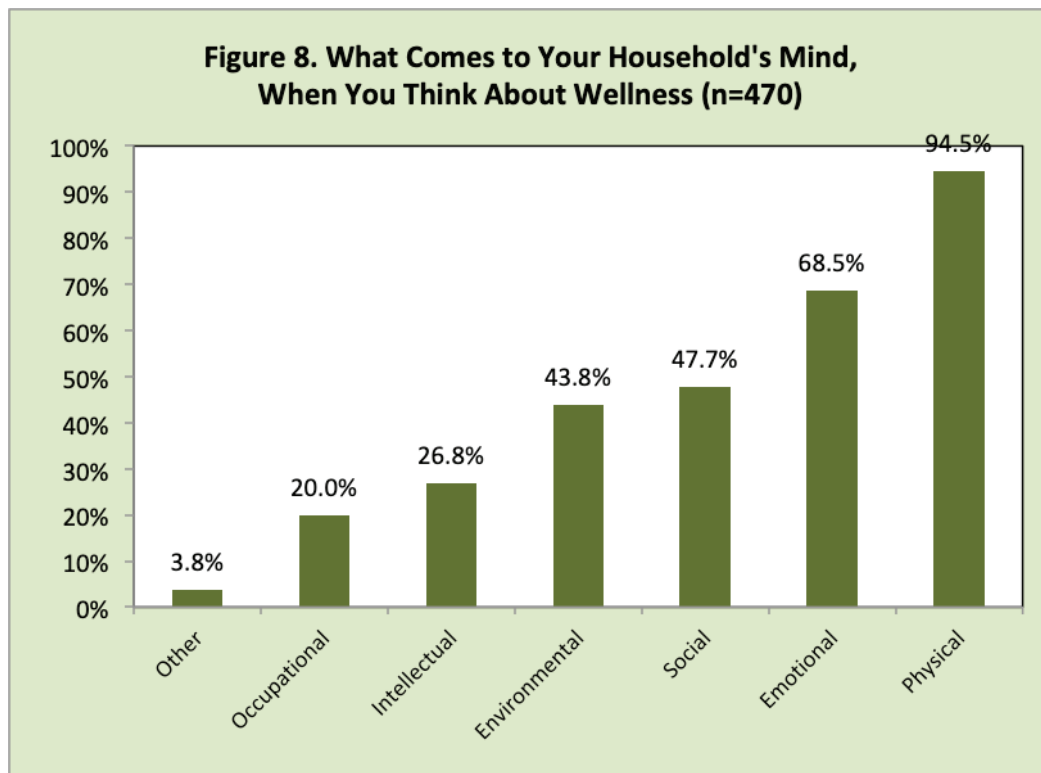
Households were asked to indicate their support for an annual fireworks display celebration that would cost ~\$20,000. According to the results, 52.1% of households would not support an annual fireworks display/celebration. Nearly 1/3 of respondents indicated they would support the use of tax dollars to provide an annual fireworks display while 15.0% were undecided. Complete results are provided in Figure 7.



## Household's Wellness Perceptions

The next question of the survey asked respondents to conceptualize wellness. In particular, respondents were asked, "From your household's perspective, what comes to mind when you think about wellness?" From a list of seven options, respondents were asked to indicate all the ways their household thinks about wellness. The following summarizes key findings:

94.5% of respondents conceptualized wellness as a Physical concept. Nearly seven out of ten respondents viewed wellness in terms of an emotional (68.5%) experience while almost half of the respondents felt it contained a social (47.7%) or environmental (43.8%) component. Complete results are available in Figure 8.



## Health & Wellness Priorities

An item on the wellness survey asked households to identify their top priority for health and wellness in the next year. The question was open-ended, allowing respondents to specify their top priority. 65.0% of the respondents identified health and wellness priorities that centered around physical-based experiences. These experiences ranged from increased use of trails and fitness/exercise routines to prolonging physical depreciation (i.e., flexibility, heart-health, motor skill maintenance, etc.). A significant drop-off was observed between physical-based wellness priorities and nutrition-based priorities (11.0%). Commonly identified nutritional-based priorities included: better diet, decreased caloric intake, healthier food options, etc. Results are presented in Table 1.

**Table 1. Residents' Health & Wellness Top Priority in the Next Year (n=300)\***

Top Themes	Number of Respondents
<b>Physical-Based Health &amp; Wellness Priorities</b> (i.e., exercise, walking/biking on trails, fitness, general activity, etc.)	<b>195 (65.0%)</b>
<b>Nutritional Priorities</b> (i.e., healthy eating, improved diet, etc.)	<b>33 (11.0%)</b>
<b>Open Space Health &amp; Wellness Priorities</b> (i.e., getting outdoors, environmental preservation, outdoor pursuits, etc.)	<b>22 (7.3%)</b>
<b>Emotional Health &amp; Wellness Priorities</b> (i.e., youth programming, stress reduction, etc.)	<b>17 (5.7%)</b>
<b>Social or Mental Health &amp; Wellness Priorities</b> (i.e., gatherings, cognitive development/maintenance, etc.)	<b>12 (4.0%)</b>

\* The remaining twenty-one responses not presented in Table 1 varied and did not cluster around particular theme.

## Health & Wellness Services in the Community

Households were asked to identify where they go for their health and wellness experiences. Eight service providers or areas were listed, and respondents were asked to check all the outlets they use for their health and wellness experiences.

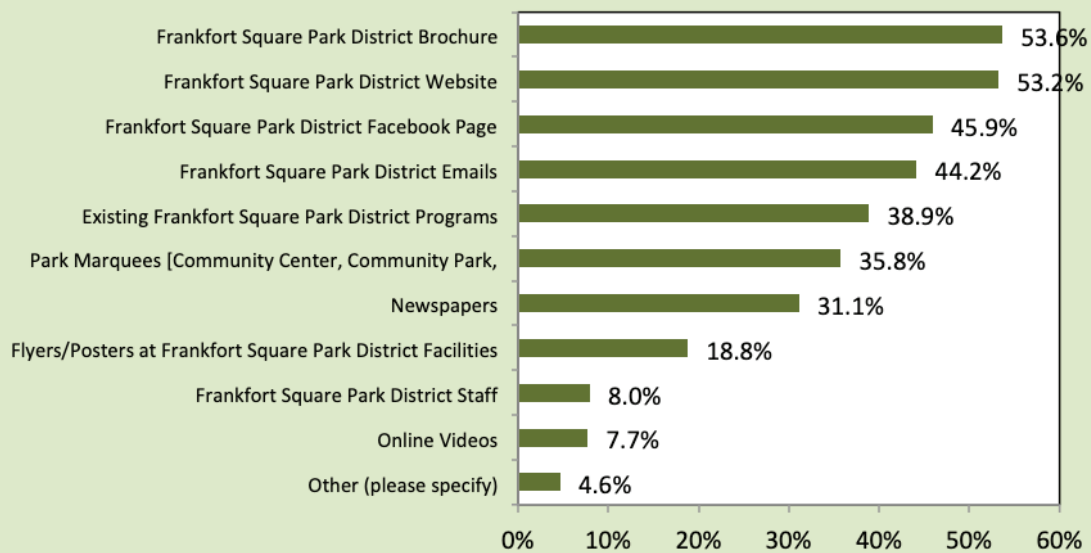
Respondents identified the Frankfort Square Park District (46.5%) as the most widely utilized provider for their health and wellness experiences. Commercial agencies (43.3%) and neighboring park districts (39.8%) were also identified as popular providers of these experiences. Complete results are available in Figure 9 on the next page.

## Frankfort Square Park District Health & Wellness Marketing & Publicity Preferences

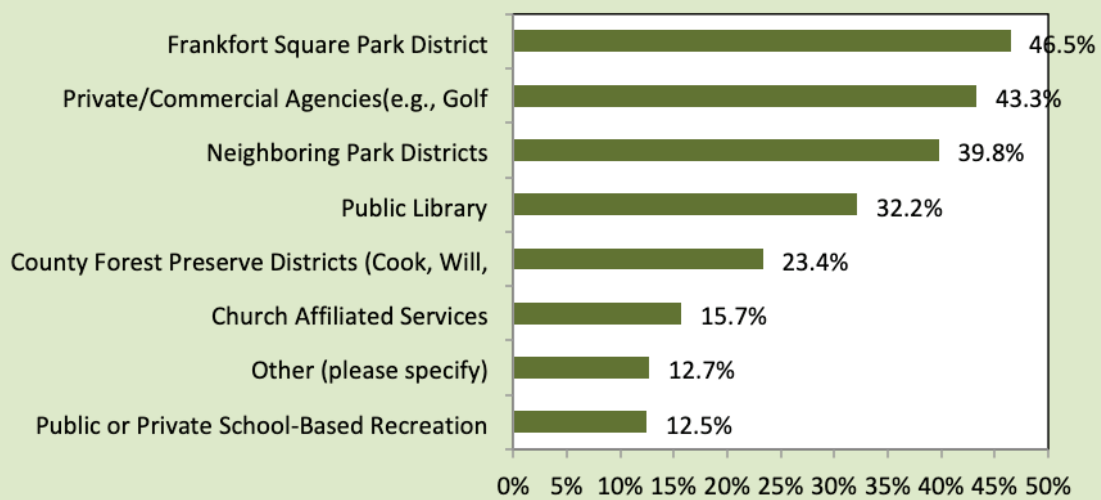
The next question of the survey asked respondents about the marketing and publicity methods of the Frankfort Square Park District. From a list of eleven options, respondents were asked to indicate all of the ways the District could use to help market and promote their agency's health and wellness opportunities. Over half of respondents identified the District's brochure (53.6%) and website (53.2%) as the best methods to market and promote health and wellness programs and services. Complete results are available in Figure 10 on the next page.



**Figure 10. What Are Some Ways the District Can Share Information About Health & Wellness Services? (n=453)**



**Figure 9. Where Does Your Household Go for Health & Wellness Experiences? (n=432)**

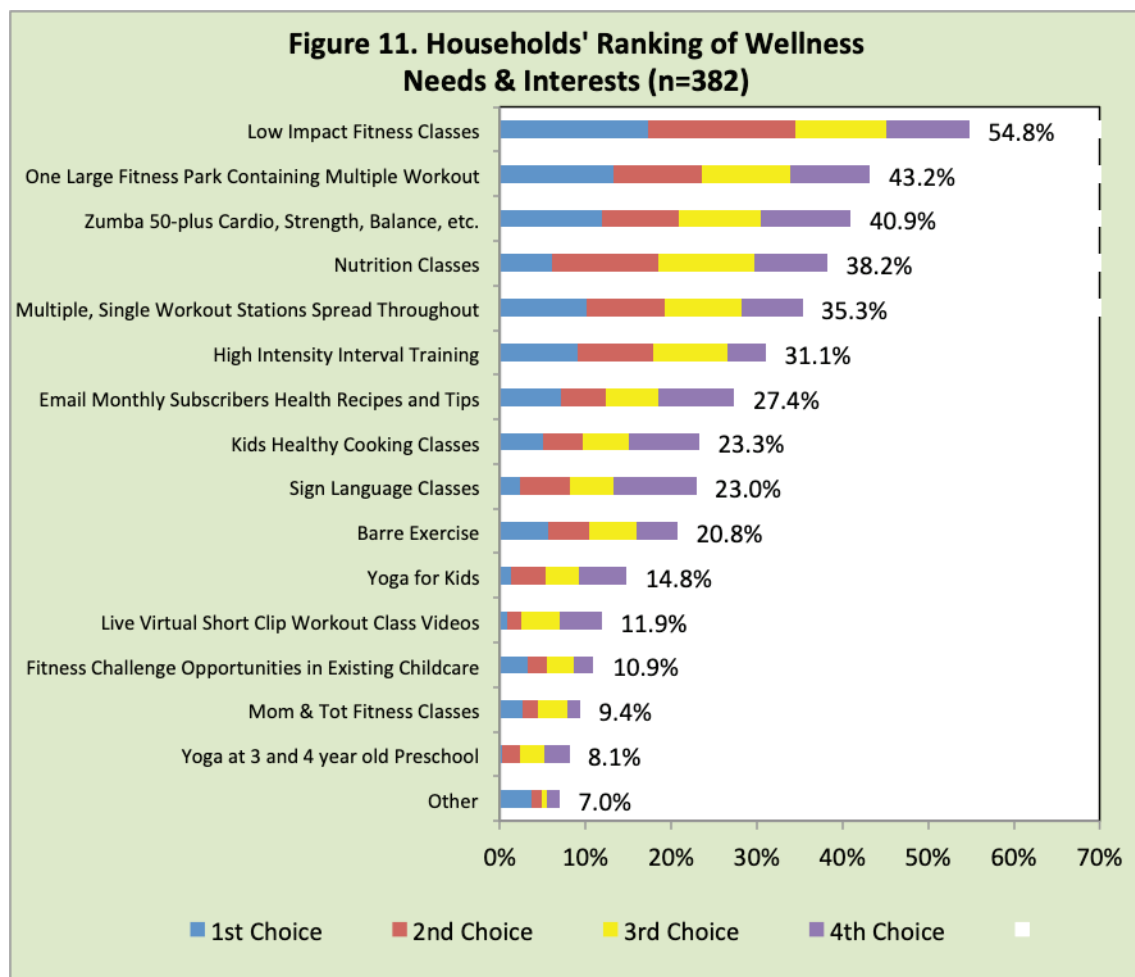




## Future Programming Interests for the Frankfort Square Park District

An item on the wellness survey asked households to identify and prioritize wellness opportunities within the Frankfort Square Park District. Respondents were presented with sixteen wellness opportunities and asked to identify which opportunities their household would most like to see developed or expanded. Specifically, respondents were asked to rank the top four opportunities they felt were the most needed for their household.

54.8% of the respondents identified low impact fitness classes as their household's first, second, third, or fourth choice for future development or enhancement. 43.2% selected one large fitness park as their household's first, second, third, or fourth choice. Complete results are provided in Figure 11.



## Opportunities to Improve Park and Facility Safety

An item on the wellness survey asked households to identify opportunities to improve park and facility safety within the District. The question was open-ended, allowing respondents to specify their top priority. 35.7% of respondents recommended improved lighting around the trails, parks, and other facilities to improve the park and facility safety within the District. 26.6% provided suggestions that centered around maintenance-related activities to improve park and facility safety. These maintenance-related recommendations ranged from improvements to playground equipment and athletic fields to enhancements within the natural areas (i.e., pond cleaning, brush removal, tree trimming, etc.). 15.4% recommended additional security cameras and emergency call boxes within the parks and trail areas. Results are presented in Table 2.

***Table 2. Opportunities to Improve Park and Facility Safety Within the District (n=143)\****

Top Themes	Number of Respondents
Additional Lighting	51 (35.7%)
Improved Maintenance to Park and Facilities Areas	38 (26.6%)
Security Cameras & Emergency Phone/Call Boxes	22 (15.4%)
Improved Security Presence/Patrols	19 (13.3%)

*\*The remaining thirteen responses not presented in Table 1 varied and did not cluster around particular theme.*

## Demographics

The final section of the wellness survey obtained respondent and household characteristics. The following sections summarize the key findings.

### Respondent & Household Characteristics

Respondent characteristics obtained from this study included: numbers of individuals in household, years lived in the Frankfort Square Park District community, and residential (geographical) location. The respondent and household characteristics are provided in Table 4.

*Table 4. Respondent & Household Characteristics (n=315)*

Respondent/Household Characteristic	Respondent/Sample Value
Household Numbers & Ages	Under 5 = 6.4% 6-12 years = 10.7% 13-17 years = 8.4% 18-25 years = 11.1% 26-35 years = 9.6% 36-50 years = 18.9% 51-64 years = 22.1% +65 = 12.8%
Years Lived in Frankfort Square Park District	Mean: 17.3 years

Residential Location	
North of St. Francis & West of 80th Avenue	20.3%
North of St. Francis & East of 80th Avenue	20.6%
South of St. Francis & West of 80th Avenue	24.1%
South of St. Francis & East of 80th Avenue	35.0%









# 4

## APPENDIX A: Wellness Needs Assessment Survey





7540 W. BRAEMAR LANE  
FRANKFORT, IL 60423

815-469-3524

[www.fspd.org](http://www.fspd.org)



September 18, 2019

Dear Frankfort Square Park District Residents:

The financing of the 2002 "Something for Everyone" referendum bond that built improvements throughout our community will mature in 2022. We recently offered, and residents approved a \$1.5 million no-tax increase bond issue to complete park improvements throughout our community without increasing taxes. I have included a summary of completed projects, and at the development of this survey, the Park District has about \$500,000 in capital funds to continue additional improvements. As intended, resident input in the approval of the March 20, 2018 \$1.5 million referendum, the Park District has also been able to retire debt totaling \$292,637.61 and build for a more sustainable future by making previous debt payments available for maintenance and improvements.

Your Park District has always employed long term planning in moving the District forward. The FSPD utilizes resident input from community-wide surveys and independent third party data analysis to determine how best to advance the District while reflecting the needs of residents' households.

The Park District again has the opportunity to contribute towards future District action. It is now 2019, and input that you and your neighbors provide will be reflected in three years through a potential 2021 referendum. I reference this as a planned possibility, not a predetermined certainty.

Advance planning is critical to completing actions in a well-formulated and cost-effective Park District, and that is our intention.

The survey will enable residents to provide direction to their elected Park Board. In April of 2021, the Park District could again issue \$5 million dollars in Park Bonds for District-wide improvements and additions. If approved, a homeowner would receive an annual **reduction in Park District taxes, at or about \$30.00** for a home valued at \$250,000. I will state the obvious that if nothing is done, the Park District tax bill will be further reduced. This survey is meant to gather information about support for a tax-lowering referendum and if there is support for specific projects and improvements that are a priority to FSPD residents.

The results of this survey are not predetermined, but are a reflection of our residents through information gathered from this survey, future meetings, and presentations. Opportunities and actions are limitless, and like every good plan, they begin with a blank page. We hope all will take the time to contribute.

The process leading to the spring of 2021 will include the provision of this survey to all FSPD households. Data generated from returned surveys will be summarized by an independent third party, and findings will be published in hard copy in a future Park District brochure and publically presented at an upcoming Board Meeting.

The ideas for projects and improvements are endless, but any funding would include District-wide renovation of parks, playgrounds, and athletic fields. The results will allow staff and Board Members to develop a professional plans that detail improvements, actual costs, and estimated schedules for completion. Funding could further support facility development and expansion of facilities, supporting popular FSPD programs and activities, and could provide unique opportunities, not currently available, but community interest was reflected in past surveys.

We included but separated the question related to an outdoor swimming pool. This is a popular, but expensive improvement that would absolutely raise property taxes and commitment of existing Park funds for operation and maintenance. It will also include necessary operation costs and staff salary estimates. If supported by residents, the Park Board will decide how best to include a pool in a potential referendum, either jointly with possible capital improvements, separate and independent, or not at all. Once again, this is the first of many steps prior to a possible referendum in three years. FSPD residents, through vehicles like this interest survey, will be able to determine future Park District actions.

As I previously indicated, basic improvements, many substantial, could be completed and still lower your Park District property tax bill. That is not true if a public pool was supported, however, if interest in this improvement is strong, more detailed construction and operating costs could be developed, allowing FSPD residents to make a well-informed decision.

Finally, we included wellness questions that would enable the Park District to develop new facilities and programs that promote the overall health and wellness of all FSPD residents. We do not need a referendum to move forward on health and wellness, only direction from you on what best serves your household, having included necessary funding support in last year's referendum.

This is a slow, deliberate process that, most importantly, allows the Park Board to ask questions and develop opportunities that best reflect residents' needs.

We highly encourage all households to complete the attached document.

Watch for related information in upcoming brochures, and on the Park District's website, [www.fspd.org](http://www.fspd.org).

As always, we welcome your input in any form, and encourage direct contact by email, phone, or attendance at any Park committee meetings, or at the monthly Park Board Meeting.

Sincerely,  
Jim Randall  
Executive Director



# Frankfort Square Park District COMMUNITY WIDE SURVEY

Please return by October 10 , 2019

***Thank you for your input!*** All participating households will be entered into a raffle, and three (3) \$100 cash prizes will be awarded to survey participants. Personal information will be used for the SOLE purpose of the raffle. Survey responses are kept anonymous, and personal information will be shredded after raffle winners are drawn. *Entering the raffle is OPTIONAL.*

## Use Patterns

1. During the last 12 months, approximately how many times did members of your household visit or participate in the following Frankfort Square Park District offerings? **Please check one box for each service area.**

Facilities and Park Areas	25 + times	11–25 times	6–10 times	1–5 times	None
Bandshells for Summer Concerts	<input type="checkbox"/>	<input type="checkbox"/>	<input type="checkbox"/>	<input type="checkbox"/>	<input type="checkbox"/>
Baseball Fields	<input type="checkbox"/>	<input type="checkbox"/>	<input type="checkbox"/>	<input type="checkbox"/>	<input type="checkbox"/>
Basketball Courts	<input type="checkbox"/>	<input type="checkbox"/>	<input type="checkbox"/>	<input type="checkbox"/>	<input type="checkbox"/>
Bean Bags, Bocce, Game Tables, & Horseshoes	<input type="checkbox"/>	<input type="checkbox"/>	<input type="checkbox"/>	<input type="checkbox"/>	<input type="checkbox"/>
Champions Park	<input type="checkbox"/>	<input type="checkbox"/>	<input type="checkbox"/>	<input type="checkbox"/>	<input type="checkbox"/>
Community Gardens	<input type="checkbox"/>	<input type="checkbox"/>	<input type="checkbox"/>	<input type="checkbox"/>	<input type="checkbox"/>
Disc Golf Course	<input type="checkbox"/>	<input type="checkbox"/>	<input type="checkbox"/>	<input type="checkbox"/>	<input type="checkbox"/>
F.A.N. at Lincoln-Way North	<input type="checkbox"/>	<input type="checkbox"/>	<input type="checkbox"/>	<input type="checkbox"/>	<input type="checkbox"/>
Fishing Locations	<input type="checkbox"/>	<input type="checkbox"/>	<input type="checkbox"/>	<input type="checkbox"/>	<input type="checkbox"/>
Fitness Stations – Arbor Park	<input type="checkbox"/>	<input type="checkbox"/>	<input type="checkbox"/>	<input type="checkbox"/>	<input type="checkbox"/>
Fitness Stations – Brookside Bayou Park	<input type="checkbox"/>	<input type="checkbox"/>	<input type="checkbox"/>	<input type="checkbox"/>	<input type="checkbox"/>
Fitness Stations – Lighthouse Pointe Park	<input type="checkbox"/>	<input type="checkbox"/>	<input type="checkbox"/>	<input type="checkbox"/>	<input type="checkbox"/>
Football Fields	<input type="checkbox"/>	<input type="checkbox"/>	<input type="checkbox"/>	<input type="checkbox"/>	<input type="checkbox"/>
Mary Drew	<input type="checkbox"/>	<input type="checkbox"/>	<input type="checkbox"/>	<input type="checkbox"/>	<input type="checkbox"/>
Nature Center / Interpretive Gardens	<input type="checkbox"/>	<input type="checkbox"/>	<input type="checkbox"/>	<input type="checkbox"/>	<input type="checkbox"/>
Open Space & Natural Areas	<input type="checkbox"/>	<input type="checkbox"/>	<input type="checkbox"/>	<input type="checkbox"/>	<input type="checkbox"/>
Outdoor Inline Hockey Rink	<input type="checkbox"/>	<input type="checkbox"/>	<input type="checkbox"/>	<input type="checkbox"/>	<input type="checkbox"/>
Pickleball Courts	<input type="checkbox"/>	<input type="checkbox"/>	<input type="checkbox"/>	<input type="checkbox"/>	<input type="checkbox"/>
Picnic Shelters	<input type="checkbox"/>	<input type="checkbox"/>	<input type="checkbox"/>	<input type="checkbox"/>	<input type="checkbox"/>
Playgrounds	<input type="checkbox"/>	<input type="checkbox"/>	<input type="checkbox"/>	<input type="checkbox"/>	<input type="checkbox"/>
Skate Park	<input type="checkbox"/>	<input type="checkbox"/>	<input type="checkbox"/>	<input type="checkbox"/>	<input type="checkbox"/>
Sled Hill	<input type="checkbox"/>	<input type="checkbox"/>	<input type="checkbox"/>	<input type="checkbox"/>	<input type="checkbox"/>
Soccer Fields	<input type="checkbox"/>	<input type="checkbox"/>	<input type="checkbox"/>	<input type="checkbox"/>	<input type="checkbox"/>
Splash Park	<input type="checkbox"/>	<input type="checkbox"/>	<input type="checkbox"/>	<input type="checkbox"/>	<input type="checkbox"/>
Square Links Golf Course	<input type="checkbox"/>	<input type="checkbox"/>	<input type="checkbox"/>	<input type="checkbox"/>	<input type="checkbox"/>
Tennis Courts	<input type="checkbox"/>	<input type="checkbox"/>	<input type="checkbox"/>	<input type="checkbox"/>	<input type="checkbox"/>
Walking/Bike Paths	<input type="checkbox"/>	<input type="checkbox"/>	<input type="checkbox"/>	<input type="checkbox"/>	<input type="checkbox"/>

## Ideas for Projects & Improvements

---

2. Where should your Park District invest capital improvement funds to build new/maintain/update existing facilities?

Please check all that apply.

- |  |  |
|--|--|
| <input type="checkbox"/> Athletic Fields   | <input type="checkbox"/> Picnic Shelters               |
| <input type="checkbox"/> Bike/Walking Paths  | <input type="checkbox"/> Playgrounds                   |
| <input type="checkbox"/> Fish Stocking Local Ponds                                     | <input type="checkbox"/> Tennis Courts                 |
| <input type="checkbox"/> Lifetime Sports, Bag Toss, Horseshoes,<br>Outdoor Game Tables | <input type="checkbox"/> Trees/Landscape Improvements  |
| <input type="checkbox"/> Natural Areas   | <input type="checkbox"/> Other (please specify): _____ |
| <input type="checkbox"/> Pickleball Courts   | <input type="checkbox"/> Other (please specify): _____ |

3. In 2021, the Park District could offer a referendum for additional capital improvements. Please indicate capital improvements your household would support if your Park District property tax bill would **DECREASE** by \$50.00 and provide funding for community priorities. Your input would direct the Park Board and staff to develop a plan to meet community needs. Please indicate improvements that your household would use and support. **Please check all that apply.**

- |   |  |
|---|--|
| <input type="checkbox"/> Acquire & Improve Permanent Space for FSPD Dance Program                     | <input type="checkbox"/> Develop Additional Boardwalks in Natural Areas    |
| <input type="checkbox"/> Acquire Existing Community Buildings/Schools for Additional Recreation Space | <input type="checkbox"/> None, Current Offerings and Services are Adequate |
| <input type="checkbox"/> Acquire Land for Park Development in Underserved Areas                       | <input type="checkbox"/> Playground Renovation                             |
| <input type="checkbox"/> Additional Lighting of Parks & Park Paths                                    | <input type="checkbox"/> Tree Planting                                     |
| <input type="checkbox"/> Athletic Field Renovation & Improvements                                     | <input type="checkbox"/> Other (please specify): _____                     |
| <input type="checkbox"/> Organic Farm Facility for Local Co-Op & Special Events                       | <input type="checkbox"/> Other (please specify): _____                     |
| <input type="checkbox"/> Bike/Walking Path Expansion  |  |

*Any of these areas that receive community support will be developed in detail and presented at a future date for resident consideration; this being the first in a many step process.*

4. My household would support a referendum by the Frankfort Square Park District that would **DECREASE** property tax rates.

- |   |                                |                                   |  |                                     |
|---|--------------------------------|-----------------------------------|--|-------------------------------------|
| <input type="checkbox"/> Strongly Agree | <input type="checkbox"/> Agree | <input type="checkbox"/> Disagree | <input type="checkbox"/> Strongly Disagree | <input type="checkbox"/> Don't Know |
|---|--------------------------------|-----------------------------------|--|-------------------------------------|

5. Would your household support a \$100.00 annual tax increase for construction of an outdoor community pool? User fees would be assessed for daily usage or annual membership. ☐ Yes ☐ No ☐ Don't Know

---

If pool construction was approved, would your household support an additional \$75.00 annually if every resident household would receive free membership for resident usage of the outdoor pool? ☐ Yes ☐ No ☐ Don't Know

*An outdoor pool is offered for resident consideration with an estimate of construction and membership expenses. If the majority of responses are affirmative, the Park District will develop a plan with greater detail for added discussion. Again, this is a first step in a many step process.*



6. The Park District plans to waive fees for use of the Dog Park, Splash Park, and Community Gardens. Would you support the Park District's use of tax dollars for the following opportunity?

Provide an annual fireworks display celebration at an annual cost of \$20,000. ☐ Yes ☐ No ☐ Don't Know

**Health and wellness are critical factors of the Frankfort Square Park District's mission, and the Park District needs to know what residents use and how best to increase opportunities.** The Park District has funds available to support programs and facilities, but wants to provide what best meets the needs of the residents it serves. Please respond to this portion of the survey by sharing your thoughts and ideas.

---

7. From your household's perspective, what comes to mind when you think about "wellness"?

Please indicate which terms best represent the dimensions "wellness"? **Please check all that apply.**

- |  |                                       |  |
|--|---------------------------------------|--|
| <input type="checkbox"/> Emotional     | <input type="checkbox"/> Occupational | <input type="checkbox"/> Other (please specify): _____ |
| <input type="checkbox"/> Environmental | <input type="checkbox"/> Physical     | <input type="checkbox"/> Other (please specify): _____ |
| <input type="checkbox"/> Intellectual  | <input type="checkbox"/> Social       |  |

8. What is your household's top priority for health and wellness in the next year? **Please share in the space below.**

---

---

---

---

9. Where is your household going for health and wellness-related experiences? **Please check all that apply.**

- |   |   |
|---|---|
| <input type="checkbox"/> Church Affiliated Services   | <input type="checkbox"/> Other (please specify): _____  |
| <input type="checkbox"/> County Forest Preserve Districts (Cook, Will, etc.)                  | <input type="checkbox"/> Private/Commercial Agencies<br>(e.g., Golf Course, Private Fitness Center, Day Care, etc.) |
| <input type="checkbox"/> Frankfort Square Park District                                       | <input type="checkbox"/> Public Library   |
| <input type="checkbox"/> Neighboring Park Districts<br>(Mokena, Frankfort, Tinley Park, etc.) | <input type="checkbox"/> Public or Private School-Based Recreation Activities                                       |

10. What are some ways the Frankfort Square Park District can share information about wellness-related programs and services? **Please check all that apply.**

- |  |  |
|--|--|
| <input type="checkbox"/> Existing Frankfort Square Park District Programs            | <input type="checkbox"/> Frankfort Square Park District Website  |
| <input type="checkbox"/> Flyers/Posters at Frankfort Square Park District Facilities | <input type="checkbox"/> Newspapers  |
| <input type="checkbox"/> Frankfort Square Park District Brochure                     | <input type="checkbox"/> Online Videos   |
| <input type="checkbox"/> Frankfort Square Park District Emails                       | <input type="checkbox"/> Other (please specify): _____   |
| <input type="checkbox"/> Frankfort Square Park District Facebook Page                | <input type="checkbox"/> Park Marquees [Community Center, Community Park,<br>Union Creek Park, LED Sign, (Square Links Golf Course)] |
| <input type="checkbox"/> Frankfort Square Park District Staff                        |  |

11. Are there new **Wellness** opportunities at the Frankfort Square Park District that you or members of your household feel should be developed or expanded? Please indicate which four opportunities your household would like to see developed or expanded.

Write "1" next to your top choice; "2" for your 2nd choice; "3" for your 3rd choice; and a "4" for your 4th choice.

Please rank only 4 items.

Rank	Program	Rank	Program
	Barre Exercise		Multiple, Single Workout Stations Spread Throughout Community Parks
	Email Monthly Subscribers Health Recipes and Tips		Nutrition Classes
	Fitness Challenge Opportunities in Existing Childcare Programs Such as BAS and Camps		One Large Fitness Park Containing Multiple Workout Stations
	High Intensity Interval Training		Other: _____
	Low Impact Fitness Classes		Sign Language Classes
	Kids Healthy Cooking Classes		Yoga at 3 and 4 year old Preschool
	Live Virtual Short Clip Workout Class Videos		Yoga for Kids
	Mom & Tot Fitness Classes		Zumba 50-plus Cardio, Strength, Balance, etc.

12. Are there any opportunities to improve the safety of a park or facility that you would like to share?

Please share in the space below.

---



---

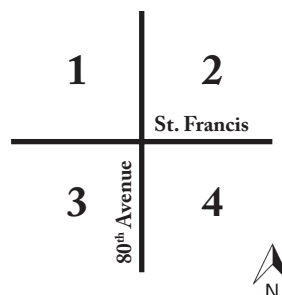
The following information allows us to describe different groups of households for better management and planning. **Your answers will be used for statistical purposes and classification only.** The data will not be identified with you personally.

13. Including yourself, how many people in your household fall within the following categories?

\_\_\_\_\_ Under 5 years old    \_\_\_\_\_ 6–12 years    \_\_\_\_\_ 13–17 years    \_\_\_\_\_ 18–25 years  
 \_\_\_\_\_ 26–35 years    \_\_\_\_\_ 36–50 years    \_\_\_\_\_ 51–64 years    \_\_\_\_\_ Over 65 years

14. How long have you lived within the area serviced by the Frankfort Square Park District? \_\_\_\_\_ years (approximate)

15. Please circle the number (1 through 4) of the area in which you **RESIDE**.



Please share your name and address if you would like to be entered into the raffle. *All personal information will be kept strictly confidential.*

---



---



---









**Frankfort Square Park District**  
Administration Building  
7540 W. Braemar Lane  
Frankfort IL 60423

