



1. What is your Frankfort Square Park District user name?

	ResponseCount
	213
AnsweredQuestion	213
SkippedQuestion	0


2. Have you or any members of your household visited any of the Frankfort Square Park District parks and /or facilities over the past twelve months?

	ResponsePercent	ResponseCount
yes 	96.5%	191
No 	3.5%	7
AnsweredQuestion	198	
SkippedQuestion	15	





5. What new park or facility improvements would you and your family support?

	ResponseCount
	198
AnsweredQuestion	198
SkippedQuestion	15





6. Have you or members of your household participated in any recreation programs offered by the Frankfort Square Park District in the last 12 months?

		ResponsePercent	ResponseCount
yes		81.9%	158
no		18.1%	35
		AnsweredQuestion	193
		SkippedQuestion	20



8. How would you rate the overall quality of the recreation programs that you and/or members of your household have participated in?

		ResponsePercent	ResponseCount
Excellent		63.2%	122
Good		30.1%	58
Fair		3.6%	7
Poor		3.1%	6
		AnsweredQuestion	193
		SkippedQuestion	20

9. How would you rate the value of the recreation programs that you and/or members of your household participated in?

		ResponsePercent	ResponseCount
Excellent		61.1%	118
Good		31.1%	60
Fair		3.6%	7
Poor		4.1%	8
		AnsweredQuestion	193
		SkippedQuestion	20






12. Have you or any members of your household visited any natural areas within the Frankfort Square Park District?

		ResponsePercent	ResponseCount
Yes		64.8%	125
No		35.2%	68
		AnsweredQuestion	193
		SkippedQuestion	20






13. What natural area location(s) have you or members of your household visited?

	ResponseCount
	193
	AnsweredQuestion 193
	SkippedQuestion 20

16. Recreation Personnel

		ResponsePercent	ResponseCount
Very Satisfied		61.1%	116
Satisfied		24.7%	47
Unsatisfied		2.6%	5
Very unsatisfied		2.1%	4
N/A		9.5%	18
		AnsweredQuestion	190
		SkippedQuestion	23

19. Program Instructors

		ResponsePercent	ResponseCount
Very Satisfied		63.2%	120
Satisfied		23.2%	44
Unsatisfied		1.6%	3
Very unsatisfied		2.1%	4
N/A		10.0%	19
		AnsweredQuestion	190
		SkippedQuestion	23

22. Please list any comments or suggestions that would improve your or members of your household's experience with the Frankfort Square Park District more enjoyable.

	ResponseCount
	190
AnsweredQuestion	190
SkippedQuestion	23