

**FRANKFORT SQUARE
PARK DISTRICT**



**2001 MASTER PLAN UPDATE
&
2004 ADDENDUM**

MASTER PLAN

FRANKFORT SQUARE PARK DISTRICT

FRANKFORT, ILLINOIS

OCTOBER 25, 2001

Prepared for

Frankfort Square Park District
Frankfort, Illinois

Prepared by

Dr. Anthony J. Zito
Department of Recreation Administration
University of St. Francis
Joliet, Illinois

FRANKFORT SQUARE PARK DISTRICT

PARK BOARD MEMBERS

Pamela Kohlbacher, President

Dennis Persic, Vice-President

Ken Blackburn, Treasurer

Phil Cherry

Mike Constantine

Henry W. Meers, Jr.

Bob Murphy

EXECUTIVE DIRECTOR

Jim Randall

DIRECTOR

Marge Johnson

CONTENTS

| | <u>Page</u> |
|---|--------------------|
| Introduction | 1 |
| Frankfort Square Park District Need/Interest Assessment Survey Results Summary | 2 |
| Program Inventory | 4 |
| Present and Future Park Acreage Plans | 8 |
| Action Recommendations | 9 |
| Financing | 9 |
| Land Acquisition for Recreation and Open Space | 9 |
| Facility Development | 10 |
| Program Development | 11 |
| Agency Cooperation. | 12 |
| Trail Development and Preservation of Open Space | 12 |
| Americans With Disabilities Act (ADA) | 13 |
| Administration | 13 |
| Salary Recommendations | 14 |

Appendix A - Need/Interest Assessment Survey Results

Appendix B - Park Classification Descriptions and Existing Park Inventory

Appendix C - Program Inventory Matrix

Appendix D - Population and Open Space Projections

Appendix E - Facility Standards

**FRANKFORT SQUARE PARK DISTRICT
FRANKFORT, ILLINOIS**

MASTER PLAN UPDATE

INTRODUCTION

A master plan for any organization must take into consideration many factors. The most essential of those factors is the organization's mission statement. The Frankfort Square Park District's (FSPD) current mission statement, which was adopted February 15, 1995, reads as follows:

It is the mission of the Frankfort Square Park District to provide accessible, non-discriminatory recreational services, facilities, and open space in an environmentally conscious, fiscally responsible manner.

This master plan is designed to help guide park officials in making decisions related to future expansions and improvement of existing and proposed facilities and programs, and administrative policies. Recommendations for expansion and change are based upon the above stated mission statement. In addition to the mission statement, other factors that were considered in the development of the master plan were: results of the Citizen Need/Interest Survey; National Recreation and Park Association (NRPA) Open Space Standards; existing resources; individual and/or group interviews with local government officials, religious leaders, youth group officers, heads of leisure service agencies, FSPD Board members and staff; and current program offerings of local and surrounding area community leisure service agencies.

NEED/INTEREST ASSESSMENT SURVEY RESULTS SUMMARY

The Frankfort Square Park District contracted with Dr. Anthony Zito, professor in the Department of Recreation Administration at the University of St. Francis, to collect data regarding park district citizens attitudes and interests concerning current and future leisure programs, services and facilities.

A survey was designed by a group of senior recreation students at the University of St. Francis based upon objectives approved by the park board. After the board approved the survey instrument, approximately 4,455 surveys were mailed to individual households throughout the district. A total of 713 usable surveys were returned by the deadline and processed for analysis. This represented a return rate of 16% which is acceptable by common research standards.

SURVEY HIGHLIGHTS

The survey results indicate a need for the following:

1. additional facilities with most support for nature trails, outdoor ice skating rink and fishing piers.
2. a wider variety of program offerings at varying times for more age and gender groups.
3. preserving more open space for recreation.
4. expansion of park maintenance and improvements to existing parks reflective of the expanding size of park lands with special attention to picnic areas and tennis courts.

The survey results indicate the following attitudes as representative of the community:

1. there is a generally high level of satisfaction with most aspects of the district's current facilities, personnel and services. District programs/activities were rated either good or very good by 78% of

SURVEY HIGHLIGHTS (CONTINUED)

the respondents. District operations were rated as good or very good by 75% of the respondents.

2. those facilities that would be most likely supported for a tax increase would be trails, an outdoor ice skating rink and fishing piers, expanded programming space, athletic complex, neighborhood playgrounds and picnic shelters.
3. there is a general satisfaction with fees and charges for programs and services.

The accompanying survey results document, found in Appendix A, provides greater detail of the above findings and a copy of the survey instrument.

Frequency counts of each survey question and responses to open-ended questions are also provided in Appendix A.

PROGRAM INVENTORY

The Frankfort Square area community service agencies offer a variety of programs to specific populations. Part of the project included a study of the recreational services provided to Frankfort Square residents by these various agencies to determine program overlap and if all constituencies are being served.

The following is a description of the categories into which the recreation programs of the area were assigned. Each category is compared with each of the other categories in relation to age, gender, activity type and season the program is offered.

Art programs embrace activity in all creative disciplines, such as visual arts, crafts and performance, which encourage the development of creativity and innovation. Results of the inventory indicate that men and women over the age of 18 have limited opportunities to participate in art related activities. Opportunities for family art activities are also limited.

Sports, Games and Athletic programs involve any physiological activity that requires gross and fine motor muscle control. Activities include competitive, non-competitive and instructional programs. Activities provide knowledge of fundamentals and promote skill development. Results of the inventory indicate that there are limited opportunities for men and women over the age of 18 to participate in sports, games and athletics activities. There are adequate sport, games and athletics activities in which children and families participate.

ACTION RECOMMENDATIONS (CONTINUED)

- j. develop a roller hockey and/or ice skating rink, possibly at Summit Hill or Indian Boundary South;
- k. develop three (3) permanent frisbee golf courses, possible locations include Union Creek, Indian Boundary South and Brookside Glen;
- l. provide five (5) picnic shelters with washrooms, possible locations are at Community, Frankfort Square School, Hunter Prairie, Indian Trail and Island Prairie;
- m. replace the concession stand at Summit Hill with a facility that would include a concession stand, meeting rooms and storage space;
- n. replace the play equipment at the following playgrounds: Community, Kingston, Kiwanis and Summit Hill parks;
- o. provide playgrounds in new subdivisions, parks included are: Brookside Glen #1, #2 and #3, Crystal Lake, Hawthorne Lake, Plank Trail and Walnut Creek;
- p. develop a playground to service the entire community which includes a picnic shelter, washrooms, water fountains and possibly a wet play area. Julian Rogus Park is recommended.
- q. renovate tennis courts at Community and Hunter Prairie parks;
- r. develop an athletic complex with four (4) ball diamonds, concession stand and meeting rooms.

4. Program Development

The results of the citizen survey and the program inventory seem to indicate the need for additional programming for several program areas with an emphasis on weekday evenings, weekend mornings and weekend afternoons. To address this situation, the district should:

- a. provide additional programs for pre-schoolers, with greater attention given to ages 0 to 3 years of age with parents;

PROGRAM INVENTORY (CONTINUED)

Literary programs are leisure opportunities that emphasize literary, mental and linguistic activities. Literary activities facilitate communication through writing and speaking. Results of the inventory indicate that there are limited opportunities for adults and families to participate in literary related programs. There are adequate opportunities for children to participate in literary related programs.

Outdoor Recreation programs are leisure opportunities in natural resource-oriented settings. Outdoor recreation allows participants to gain an appreciation of natural resources. Results of the inventory indicate that there are adequate outdoor recreation opportunities for children, adults, and families to participate.

Aquatic programs encompass water-related activities such as swimming, diving, water games, aerobics, lifesaving and safety practices. Results of the inventory indicate that there is a lack of programming in the area of aquatics for adults and for children in all seasons except for the summer.

Social Recreation programs involve activities that are created in order to bring about interaction between individuals. Generally speaking, the environment is more important than the activity. Results of the study indicate that there are adequate opportunities for social recreation for all ages, both males and females. Family activities are also adequate.

PROGRAM INVENTORY (CONTINUED)

Self-improvement/Educational programs cover a broad area of activities in both scope and interest. Discussion groups and instructional opportunities are the most prevalent means of delivering these programs. Discussion groups might address current events, politics, financial planning and home improvement. Self-improvement opportunities might include family life, child rearing, interviewing skills or interpersonal communication. Results of the inventory indicate that there are adequate opportunities for adults and children to participate in self-improvement or educational programs. It appears that there are no, or very limited programs for family participation in self-improvement or educational activities.

Wellness programs include physical fitness activities, changes in health behaviors, such as weight reduction, cessation of smoking or chemical intake and dietary concerns or adaptations. Wellness might also include social and/or emotional good health, lifetime activities or practices that contribute to a positive lifestyle and living environment. Results of the inventory indicate that there are adequate programs in wellness for both children and adults.

Hobby programs are leisure activities that are pursued over an extended period of time. These are generally of two types: collecting and creative. Examples of collecting are stamps, coins, cards, books, antiques, native objects, guns, dolls and models. Creative hobbies include writing, composing, cooking, gardening and music. Results of the inventory indicate that there are limited

PROGRAM INVENTORY (CONTINUED)

limited hobby-related programs offered for both children and adults. There are many hobby equipment suppliers and many sports-related activities that could be considered hobbies, but there is an overall lack in other hobby-related programs.

Travel and tourism programs encompass the movement of persons from their surroundings, to other locations, for the purpose of interacting with the physical and social environment. Results of the inventory indicate that there are very limited opportunities for adult, child, or family trips that are planned by agencies in this area.

Volunteer programs involve the utilization of one's skills and abilities during leisure time, with the purpose of giving to others. Individuals generally receive satisfaction by participating in an activity in which the volunteer receives satisfaction from the service provided to others. Results of the inventory indicate that there are adequate opportunities for both adults and children to volunteer their time for such activities.

NOTE: A matrix of the program inventory can be found in Appendix C.

PRESENT AND FUTURE PARK ACREAGE PLANS

The current population of the FSPD is approximately 16,840. Based upon the National Recreation and Park Association (NRPA) standard of 10 acres per 1,000 population, the park district should have 168 acres of park land. Park sites of less than 5 acres are not included in this standard. Therefore, the FSPD currently has 248 acres of land applicable to the standard, which exceeds the acreage standard established by the NRPA.

Based upon 2000 census data, current estimates of population and growth projections provided by county, village and school district officials, the FSPD will have an expected population of 27,445 - 43,702 by the year 2011. As illustrated in Appendix D, depending upon the actual growth rates, the FSPD will require 274 - 437 acres to meet the standard by that date.

ACTION RECOMMENDATIONS

1. Financing

The park district's current levy rates for its Corporate [.2752 Will County, and .250 Cook County] and Recreation [.075] Funds do not provide an adequate level of funding for either current or anticipated service demands of the residents in terms of recreational programs, facilities or their maintenance. To address this situation, the district should:

- a. consider a referendum to raise approximately 4.5 – 5 million dollars for land acquisition and park and facility development;
- b. consider a referendum to raise its recreation levy to its legal limit of (.150);
- c. continue being active in the application of grants, if necessary seek professional assistance;
- d. consider purchasing and/or developing revenue producing facilities.

2. Land Acquisition for Recreation and Open Space

The park district's current 248 acres adequately meets NRPA standards. However, community needs do not appear to be met because much of the park acreage is land that does not lend itself to facility development. This condition will worsen as population projections call for a 5% - 10% growth rate during the next decade. To address this situation, the district should:

- a. continue the rigorous standards for the type of land that it accepts from developers;
- b. continue to seek a balance between the cash and/or land donation it receives from real estate developers;
- c. continue its relationships with Summit Hill School District #161 and Lincoln-Way High School East to develop future park-school sites;

ACTION RECOMMENDATIONS (CONTINUED)

- d. continue to develop neighborhood parks as subdivisions become developed and as monies are available;
- e. seek acquisition of land currently leased from the Joliet Archdiocese or acquire an additional 20 acre site for ball fields;
- f. consider the acquisition of an additional 40-50 acres of land for a community-wide type park in the western area of the district.

3. Facility Development

Current park district facilities do not appear to meet the needs of the residents or standards established by NRPA. To address this situation, the district should:

- a. continue to be aggressive in the development of facilities with other agencies, including a swimming facility;
- b. establish a plan to renovate the playlot equipment at all park sites. A schedule should be established to accomplish this on an ongoing basis;
- c. continue to provide off-street parking at present and future park sites that have team play;
- d. continue to include identifying park signage at all new parks;
- e. continue to provide for the planting of trees, bushes and plants to abate the barren appearance of some parks and enhance the natural condition of others;
- f. expand the Community Center building and number of parking spaces at that site;
- g. provide additional washroom facilities at the Union Creek baseball complex, and in general, permanent washrooms at heavily used park sites;
- h. provide improvements to Union Creek park to include a permanent washroom, concession stand and elevated bleachers;
- i. develop a skate park, possibly at Indian Boundary South or Union Creek;

ACTION RECOMMENDATIONS (CONTINUED)

- b. provide additional programming for adults, families and teens, particularly during the summer months;
- c. provide additional programs in the areas of the arts, athletics, aquatics, hobbies, literary and tourism;
- d. continue to support the various youth community and homeowner organizations, clubs and other service groups by the provision of facilities;
- e. continue to cooperate with other human service agencies in providing programs of mutual interest.

5. Agency Cooperation

The park district continues to have an excellent network of formal and informal cooperative agreements with a variety of local governmental units, homeowner groups, service clubs and youth organizations. The district should maintain and enhance these working arrangements with current agencies and extend to other groups as they may emerge.

6. Trail Development and Preservation of Open Space

Results of the recent survey indicate that trail development and the preservation of open space are critical issues to the residents. To address this situation, the district should:

- a. adopt appropriate planning principles that will ensure that future growth and development is consistent with those issues;
- b. develop a walking and/or biking system within the district that will be compatible with open space interests, connect with park sites and connect with the Old Plank and Will County Forest Preserve trails.

ACTION RECOMMENDATIONS (CONTINUED)

- c. improve the ponds at your existing park sites. Improvements may include: bank stabilization and/or wetland planting, fishing piers and fountains and/or aerators.
- d. conduct a tree survey and implement a tree planting program throughout the district.

7. Americans With Disabilities Act (ADA)

The park district appears to be in compliance with provisions of the Act, with the exception of the restrooms at the Summit Hill concession stand.

To address this situation, the district should:

- a. bring the Summit Hill concession stand restrooms into compliance with the Act;
- b. as changes occur in programming and facilities, adopt the necessary policies and procedures to maintain adherence to the law.

8. Administration

The park district continues to experience tremendous growth and change.

The future holds more growth and challenges. The challenges to the district will be more complex and difficult and it must prepare itself to

better manage the opportunities those challenges will present. To address this situation, the district should:

- a. hire an additional experienced and/or skilled full-time employee to support the park operations;
- b. hire an additional entry level full-time employee to support the recreation operations (athletic background preferred);
- c. become a member of the Illinois Association of Park Districts;
- d. convert its existing medical plan to a cafeteria plan.

NOTE: Due to the unavailability of current data, salary recommendations are not included but will be added when available.

APPENDIX A

**NEED/INTEREST ASSESSMENT
SURVEY RESULTS**

Dear Residents of the Frankfort Square Park District:

The Frankfort Square Park District is conducting a survey of all households within the Frankfort Square Park District to determine the recreation needs and interests of the community. You have the opportunity to provide the park district with significant information that will aid in recommendations for changes and improvements. A similar project was completed in 1995 with results being used to expand park staff, increase park and recreation programming, and develop numerous park improvements throughout the district.

The survey has been developed by the Frankfort Square Research Group of the University of St. Francis, Joliet, Illinois. This group will process and analyze the data, holding individual responses in strict confidence.

Please consider all members of your household when determining your answers. For your convenience, a pre-addressed, postage-paid return envelope has been included. Enclosed is a ticket stub for your entry in a drawing for one of four \$50.00 cash awards. To qualify, print your name, address, and phone number on the ticket stub and return it with the completed survey by October 27, 2000. The drawing will be held on the evening of January 25, 2001, at the Frankfort Square Park District board meeting.

1. On average, how often do you or members of your family participate in or attend the Frankfort Square Park District's facilities or programs? (Circle only one letter)

- | | |
|---------------------------------|-------------------------------------|
| A. 20.6% Never | D. 13.9% Two or three times a month |
| B. 28.4% Less than once a month | E. 20.2% Four or more times a month |
| C. 16.9% Once a month | |

2. Does any member of your household participate in recreation programs offered by neighboring agencies?

- | | |
|--------------|-------------|
| A. 28.0% Yes | B. 72.0% No |
|--------------|-------------|

If yes, please specify the program and reason(s) for choosing that agency's program.

3. Please circle the letter(s) preceding all of the following Frankfort Square Park District's programs that you or your family have participated in during the past year.

- | | |
|---|--|
| A. 14.6% Preschool | H. 8.1% Youth programs/sports (ages 12 & up) |
| B. 5.8% Dance classes | I. 3.2% Teen programs |
| C. 7.4% Open gyms | J. 2.3% Seasonal special events (Lunch With Santa, etc.) |
| D. 9.4% Gymnastics | K. 15.8% Lincoln-Way Area Park facilities (L.A.P.) |
| E. 17.4% 5-6/7-8 grade dances | L. 1.8% Special recreation services |
| F. 20.4% Tiny tot programs (ages 5 and below) | M. 19.2% Adult programs/sports |
| G. 29.0% Youth programs/sports (ages 6-11) | N. Other _____ (Please specify) |

4. Do you think there is a need for improvement or additions to any of the programs offered in question #3?

- | | |
|--------------|-------------|
| A. 33.8% Yes | B. 66.2% No |
|--------------|-------------|

If yes, then please explain.

5. Do you believe that the fees and charges for the programs you circled in question #3 are justified?

A. 91.7% Yes

B. 8.3% No

If no, please explain.

6. What new programs would you like see the Frankfort Square Park District offer?

7. Circle the letter(s) preceding ALL of the facilities that you would like to see developed:

A. 51.8% Nature trail

B. 27.2% Nature center

C. 30.7% Fishing piers

D. 5.0% Additional soccer fields

E. 7.7% Additional baseball fields

F. 23.8% Additional playgrounds

G. 13.7% Additional outdoor sand volleyball courts

H. 32.4% Additional outdoor ice skating rink

I. 10.5% Additional lighted ball fields

J. 11.4% Additional outdoor basketball courts

K. 21.3% Renovation of existing playgrounds

L. Other _____ (Please specify)

8. Which of the following facilities would you support with the identified tax increase? (Circle the letter of all that apply)

A. 16.7% I would pay \$50 a year for twenty years for a community sports complex.

B. 31.7% I would pay \$25 a year for sixteen years for a bike trail throughout the community.

C. 11.4% I would pay \$15 a year for ten years for expanded tot-lots throughout our community.

D. 21.3% I would pay \$85 a year for twenty-two years for an outdoor community pool/waterslide.

E. 4.3% I would pay \$50 a year for twenty years for a nine hole executive golf course.

F. 25.9% I would pay \$15 a year for ten years to improve fishing ponds and nature areas throughout the park district.

G. 2.9% I would pay \$45 a year for twenty years to expand the community center with additional meeting rooms.

H. 15.1% I would pay \$35 a year for three years for a skate park.

I. 4.5% I would pay \$50 a year for twenty years for an indoor soccer facility/fieldhouse.

J. 17.7% I would pay \$10 a year for twenty years for additional picnic shelters and washrooms at park sites.

K. 12.2% I would pay \$20 a year for two years for a permanent concession stand with washrooms at Union Creek football field.

L. 17.0% I would pay \$10 a year for ten years for a large community playground/tot-lot.

M. 8.2% I would pay \$5 a year for five years for additional outdoor tennis courts.

9. Which parks do you visit most often? (Please circle up to three letters)

A. 16.7% Community

B. 3.4% Hoffman

C. 5.0% Indian Boundary South

D. 8.6% Island Prairie/Community Center

E. 6.7% Kiwanis

F. 29.9% Union Creek

G. 25.2% Frankfort Square School

H. 7.9% Hunter Prairie

I. 14.3% Indian Trail

J. 8.8% Kingston

K. 17.0% Summit Hill Jr. High

L. 14.7% Woodlawn

10. Do you believe that current parks are: (Circle only one letter)

A. 19.7% Well maintained and need no improvement

B. 63.7% Adequately maintained and need little improvement

C. 13.9% Minimally maintained and need some improvement

D. 2.7% Poorly maintained and need substantial improvement

11. Please circle the number following the response that most closely identifies your position on these aspects of the Frankfort Square Park District.

| | | Very Poor | Poor | Average | Good | Very Good |
|----|--|-----------|-------|---------|-------|-----------|
| A. | Baseball fields | 1.2% | 3.0% | 31.8% | 44.3% | 19.7% |
| B. | Softball fields | 1.2% | 4.2% | 35.2% | 43.8% | 15.6% |
| C. | Tennis courts | 2.1% | 12.5% | 45.2% | 31.1% | 9.1% |
| D. | Park landscaping | 1.8% | 6.4% | 37.5% | 39.8% | 14.5% |
| E. | Play equipment | 1.6% | 6.4% | 32.4% | 46.8% | 12.8% |
| F. | Picnic areas | 2.9% | 9.7% | 44.3% | 33.2% | 9.9% |
| G. | Community Center | 1.0% | 1.3% | 29.2% | 46.5% | 22.0% |
| H. | Park maintenance | 1.1% | 3.2% | 24.4% | 51.0% | 20.3% |
| I. | Front office personnel | 0.9% | 0.9% | 15.6% | 46.6% | 36.0% |
| J. | Maintenance personnel | 0.8% | 1.6% | 21.3% | 48.6% | 27.7% |
| K. | Administrative personnel | 1.0% | 1.4% | 19.0% | 46.3% | 32.3% |
| L. | Instructors | 1.0% | 1.2% | 18.8% | 49.6% | 29.4% |
| M. | Overall perception of programs/activities | 0.7% | 2.3% | 19.2% | 54.2% | 23.6% |
| N. | Overall perception of park district operations | 0.9% | 2.7% | 21.4% | 51.2% | 23.8% |

12. When are the most convenient times for your household members to participate in programs? (Check up to two per season)

| | Summer | Fall | Winter/Spring |
|-----------------------|--------|-------|---------------|
| A. Weekday Mornings | 34.1% | 17.7% | 16.8% |
| B. Weekday Afternoons | 25.0% | 19.6% | 19.5% |
| C. Weekday Evenings | 38.0% | 49.6% | 47.3% |
| D. Weekend Mornings | 27.6% | 35.9% | 36.6% |
| E. Weekend Afternoons | 23.0% | 29.0% | 29.3% |
| F. Weekend Evenings | 15.0% | 17.4% | 17.4% |

13. Keeping residents informed about programs and opportunities offered is important to the Frankfort Square Park District. Please indicate the most effective means of keeping you informed of these activities. (Circle up to four letters)

- | | |
|----------------------------|---------------------------------------|
| A. 86.1% Brochures | E. 12.5% Announcements at the schools |
| B. 37.6% School flyers | F. 14.9% Cable TV |
| C. 10.1% Posters | G. 32.5% Newspapers |
| D. 26.6% Marquees in parks | H. 16.7% Web site/internet |

14. Which of following age groups are represented in your household? (Indicate the number of family members in each category)

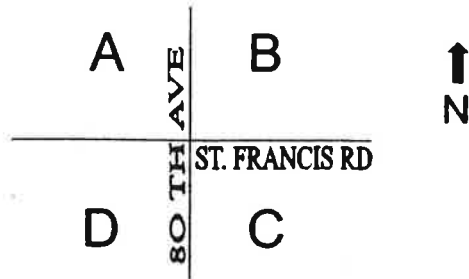
| MALE | | FEMALE | |
|-------------|-----|-------------|-----|
| A. 5& under | 230 | I. 5& under | 199 |
| B. 6-9 | 147 | J. 6-9 | 153 |
| C. 10-13 | 115 | K. 10-13 | 111 |
| D. 14-17 | 86 | L. 14-17 | 63 |
| E. 18-24 | 82 | M. 18-24 | 73 |
| F. 25-44 | 445 | N. 25-44 | 504 |
| G. 45-64 | 182 | O. 45-64 | 177 |
| H. 65& up | 32 | P. 65& up | 32 |

15. **What is your gender?** (Circle only one) 21/5% M 78.5% F

16. **How long has your family lived within the Frankfort Square Park District?**

- A. 7.5% Less than 1 yr.
- B. 23.5% 1-3 yrs.
- C. 16.7% 4-6 yrs.
- D. 16.7% 7-9 yrs.
- E. 35.4% 10 yrs. or more

17. **Please circle the letter of the area in which you reside.**



- A. 22.1%
- B. 27.9%
- C. 36.6%
- D. 13.4%

18. **What else would you like to tell us?** (Any comments or suggestions you would like to make)

**Thank you for taking the time to participate in this survey! Please
return this completed survey in the postage paid envelope by
October 27, 2000. Don't forget to enclose your ticket
stub for the drawing on January 25, 2001.**

Your cooperation is appreciated!

APPENDIX B

**PARK CLASSIFICATION DESCRIPTIONS
AND
EXISTING PARK INVENTORY**

PARK CLASSIFICATION DESCRIPTIONS

Neighborhood Park (NP): Small areas intended primarily for the use of children up to early elementary grades thought of as substitutes for back yards.

- a) Average size: 3-6 acres
- b) General physical concept: A landscaped natural environment with limited facilities for active use.
- c) General purpose: Passive and cultural activities to serve neighborhood (daylight use only).
- d) Program: Limited activities. Landscaped park enjoyment and play equipment.

Playfield (PF): Designed to provide both active and passive short-term activities. Playfields are often adjacent to public school sites.

- a) Average size: 10-20 acres
- b) General physical concept: A combination of game areas in a landscaped setting.
- c) General purpose: To serve organized game needs of a section of a municipality (several neighborhoods) (daylight and evening use).
- d) Program: Teams/league competition. All age groups.

Community-wide Park (CWP): Landscaped natural park of limited size providing for passive recreational needs of all ages but with designated active areas. Provides some scenic and aesthetic value.

- a) Average size: 50-100 acres
- b) General physical concept: Natural area imaginatively landscaped providing picnicing and other passive activities. Cultural and active needs served by a general purpose building and game fields.
- c) General purpose: To serve a full range of urban area recreation needs (daylight and evening use).
- d) Program: Passive enjoyment of natural areas with active use of building and game and play areas. All age groups.

PARK CLASSIFICATION DESCRIPTIONS (CONTINUED)

Unique Natural Park (UNP): Designed to provide a natural setting for individuals of all ages to gain a better understanding of the native flora and fauna of the area.

- a) Average size: 40-50 acres
- b) General physical concept: Natural area featuring natural phenomena such as prairie or wetlands.
- c) General purpose: To expose the public to natural features (day use).
- d) Program: Interpretation of the area to the public. All ages.

NOTE: These standards were developed by the Bureau of Outdoor Recreation, U.S. Department of the Interior and adapted by the National Park Service.

EXISTING PARK INVENTORY

| <u>PARK NAME</u> | <u>ACREAGE</u> | <u>CLASS</u> | <u>DEVELOPMENT STAGE</u> | <u>LAND USE</u> |
|-------------------------------|-----------------------|---------------------|---------------------------------|------------------------|
| Brookside Glen | 23.50 | CWP | PD | A |
| Candle Creek | 1.00 | NP | U | P |
| Community Ctr./Island Prairie | 55.00 | CWP/UNP | PD | (N) A/P |
| Community | 18.00 | PF | PD | A/P |
| Crystal Lake | 10.00 | PF | PD | P |
| Fairfield Glen | 4.00 | NP | U | A |
| Frankfort Square School* | 7.00 | PF | PD | A |
| Hawthorne Lake | 3.20 | NP | U | P |
| Hoffman | 3.00 | NP | PD | A |
| Hunter Prairie | 10.00 | PF | PD | A |
| Indian Boundary North | 20.21 | UNP | PD | (N) P |
| Indian Boundary South | 35.00 | NP | PD | A/P |
| Indian Trail School* | 8.00 | PF | PD | A |
| Kingston | 8.00 | NP | PD | A |
| Kiwanis | 4.50 | NP | PD | A |
| LaPorte Meadow | 1.60 | NP | U | P |
| Lot #7 | 1.75 | NP | PD | A |
| Lot #8 | 1.50 | ---- | U | ---- |
| Plank Trail | 7.00 | NP | U | A |
| Rogus School* | 4.00 | NP | U | A/P |
| Summit Hill* | 20.00 | PF | PD | A |
| Union Creek | 45.00 | CWP | PD | A/P |
| Walnut Creek | 6.00 | NP | U | P |
| Woodlawn | <u>10.00</u> | NP | PD | (N) A/P |
| Total | 267.26 | | | |

KEY

NP Neighborhood Park
 PF Playfield(s)
 UNP Unique Natural Park
 CWP Community-wide Park
 U Undeveloped
 PD Partially Developed
 N Natural
 A Active
 P Passive

* Owned by Summit Hill School District #161 (39 acres)

APPENDIX C

PROGRAM INVENTORY MATRIX

Recreation Opportunities Checklist

The Arts
Sports/Games/Athletics
Literary
Outdoor Recreation
Aquatics
Social Recreation
Self-Improvement/Ed.
Wellness
Hobbies
Travel & Tourism
Volunteer Services

Amusement Places

- Chuck E Cheese's
- Odyssey Fun World

| | | | | | | | | | | | | |
|--|---|--|--|--|--|---|--|--|--|--|--|--|
| | X | | | | | X | | | | | | |
| | X | | | | | X | | | | | | |

Batting Cages

- Diamond Sports Academy
- McCarthy Park
- White Mountain

| | | | | | | | | | | | | |
|--|---|--|--|--|--|--|--|--|--|--|--|--|
| | X | | | | | | | | | | | |
| | X | | | | | | | | | | | |
| | X | | | | | | | | | | | |

Beads/Craft Classes

- Beads Galore and More

| | | | | | | | | | | | | |
|---|--|--|--|--|--|--|--|--|--|---|--|--|
| X | | | | | | | | | | X | | |
|---|--|--|--|--|--|--|--|--|--|---|--|--|

Billard Parlors

- The Billard Den
- Frankfort Bowl and Billards

| | | | | | | | | | | | | |
|--|---|--|--|--|--|---|--|--|--|---|--|--|
| | X | | | | | X | | | | X | | |
| | X | | | | | X | | | | X | | |

Boating

- Centennial Park

| | | | | | | | | | | | | |
|--|---|--|--|---|---|--|--|--|--|--|--|--|
| | X | | | X | X | | | | | | | |
|--|---|--|--|---|---|--|--|--|--|--|--|--|

Bowling

- Centennial Lanes
- Frankfort & Orland Bowl
- Thunder Bowl
- Tinley Park Bowling Lanes

| | | | | | | | | | | | | |
|--|---|--|--|--|--|---|--|--|--|---|--|--|
| | X | | | | | X | | | | X | | |
| | X | | | | | X | | | | X | | |
| | X | | | | | X | | | | X | | |
| | X | | | | | X | | | | X | | |

Campgrounds & RV Parks

- Windy City Beach & Camping Resort

| | | | | | | | | | | | | |
|--|--|--|--|---|---|--|--|--|--|--|--|--|
| | | | | X | X | | | | | | | |
|--|--|--|--|---|---|--|--|--|--|--|--|--|

Camps

- Camp Manitoqua Retreat & Conference Center

| | | | | | | | | | | | | |
|--|---|--|--|---|---|---|---|--|--|--|--|--|
| | X | | | X | X | X | X | | | | | |
|--|---|--|--|---|---|---|---|--|--|--|--|--|

Casinos

- Empress Casino Joliet
- Harrah's Joliet Casino

| | | | | | | | | | | | | |
|--|---|--|--|--|--|---|--|--|--|---|---|--|
| | X | | | | | X | | | | X | X | |
| | X | | | | | X | | | | X | X | |

Child Care & Services

- Antico Academy
- Bobbie Noonan's Child Care
- Children's Country Club Too
- Discovery Learning Center
- Emerald Isle Child Care & Cleaning

| | | | | | | | | | | | | |
|---|---|---|--|--|--|---|---|--|--|--|--|--|
| X | X | X | | | | X | X | | | | | |
| X | X | X | | | | X | X | | | | | |
| X | X | X | | | | X | X | | | | | |
| X | X | X | | | | X | X | | | | | |
| X | X | X | | | | X | X | | | | | |

The Arts
 Sports/Games/Athletics
 Literary
 Outdoor Recreation
 Aquatics
 Social Recreation
 Self-Improvement/Ed.
 Wellness
 Hobbies
 Travel & Tourism
 Volunteer Services

Child Care & Services (Cont.)

- Future Scholars Child Care
- Just Like Home
- Kids Stations Inc.
- Little Ones Home Day Care
- Mary Sear's Children's Academy Inc.

| | | | | | | | | | | |
|---|---|---|--|--|---|---|--|--|--|--|
| X | X | X | | | X | X | | | | |
| X | X | X | | | X | X | | | | |
| X | X | X | | | X | X | | | | |
| X | X | X | | | X | X | | | | |
| X | X | X | | | X | X | | | | |

Churches

- St. Anthony's Catholic Church
- Frankfort United Methodist Church
- Green Garden United Methodist Church

| | | | | | | | | | | |
|--|--|--|--|--|---|--|--|--|--|---|
| | | | | | X | | | | | X |
| | | | | | X | | | | | X |
| | | | | | X | | | | | X |

Comedy Clubs

- Riddles Comedy Club

| | | | | | | | | | | |
|--|--|--|--|--|---|--|--|--|--|--|
| | | | | | X | | | | | |
|--|--|--|--|--|---|--|--|--|--|--|

Craft Galleries & Dealers

- Alsip Home & Nursery
- Hobby Lobby
- Michael's Arts & Crafts

| | | | | | | | | | | |
|---|--|--|--|--|--|--|--|--|---|--|
| X | | | | | | | | | X | |
| X | | | | | | | | | X | |
| X | | | | | | | | | X | |

Dancing Instruction

- The Dance Company
- Dance Studio
- Dancin Feet
- Dancing is Fun Studio
- La Danse Academie

| | | | | | | | | | | |
|---|---|--|--|--|--|--|--|--|---|--|
| X | X | | | | | | | | X | |
| X | X | | | | | | | | X | |
| X | X | | | | | | | | X | |
| X | X | | | | | | | | X | |
| X | X | | | | | | | | X | |

Day Care Centers-Adult

- The Day House
- Golden Years Adult Day Care Center

| | | | | | | | | | | |
|---|--|--|--|--|---|--|---|--|--|--|
| X | | | | | X | | X | | | |
| X | | | | | X | | X | | | |

Exercise & Physical Fitness Programs

- Body Fitness
- Women's Workout World

| | | | | | | | | | | |
|--|---|--|--|--|--|---|---|--|--|--|
| | X | | | | | X | X | | | |
| | X | | | | | X | X | | | |

Fishing

- Centennial Park
- Community Park
- Indian Boundary South
- Island Prarie Park
- Woodlawn Park

| | | | | | | | | | | |
|--|---|--|---|--|--|--|--|--|---|--|
| | X | | X | | | | | | X | |
| | X | | X | | | | | | X | |
| | X | | X | | | | | | X | |
| | X | | X | | | | | | X | |
| | X | | X | | | | | | X | |

Flea Market

- I-80 Flea Market
- Swap-O-Rama Flea Market

| | | | | | | | | | | |
|--|--|--|--|--|---|--|--|--|---|--|
| | | | | | X | | | | X | |
| | | | | | X | | | | X | |

The Arts
 Sports/Games/Athletics
 Literary
 Outdoor Recreation
 Aquatics
 Social Recreation
 Self-Improvement/Ed.
 Wellness
 Hobbies
 Travel & Tourism
 Volunteer Services

Forest Preserves

| | | | | | | | | | | |
|-------------------------------|---|---|---|--|---|---|--|---|--|---|
| Cook County | X | X | X | | X | X | | X | | X |
| Will County | X | X | X | | X | X | | X | | X |
| Environmental Learning Center | | | X | | X | X | | | | |
| Isle A La Cache Museum | X | | X | | X | X | | X | | X |
| Lake Renwick Heron Rookery | | | X | | X | X | | | | X |
| Monee Reservoir | | | X | | X | X | | | | X |
| Plum Creek Nature Center | X | X | X | | X | X | | X | | X |

Frisbee Golf Course

| | | | | | | | | | | |
|---------------------|---|--|---|--|---|--|--|---|--|--|
| Haines Wayside Park | X | | X | | X | | | X | | |
|---------------------|---|--|---|--|---|--|--|---|--|--|

Golf Courses

| | | | | | | | | | | |
|----------------------------------|---|--|---|--|---|--|--|---|--|--|
| Cinder Ridge Golf Links | X | | X | | X | | | X | | |
| Graystone Golf Links | X | | X | | X | | | X | | |
| Green Garden Country Club | X | | X | | X | | | X | | |
| Hickory Creek Golf Course & D.R. | X | | X | | X | | | X | | |
| Odyssey Country Club | X | | X | | X | | | X | | |
| White Mountain Golf&Rec Center | X | | X | | X | | | X | | |
| Willow Run | X | | X | | X | | | X | | |

Gymnastics Instruction

| | | | | | | | | | | |
|--------------|---|--|--|--|---|--|--|---|--|--|
| Gym Kinetics | X | | | | X | | | X | | |
|--------------|---|--|--|--|---|--|--|---|--|--|

Health Clubs

| | | | | | | | | | | |
|----------------------------|---|--|--|--|--|---|---|--|--|--|
| Bally's Total Fitness | X | | | | | X | X | | | |
| Gold's Gym | X | | | | | X | X | | | |
| L.A.P. | X | | | | | X | X | | | |
| Sports Club Fitness Center | X | | | | | X | X | | | |
| Tinley Park Park District | X | | | | | X | X | | | |

Historical Societies

| | | | | | | | | | | |
|--------------------------------|--|--|---|--|--|--|---|--|--|--|
| Frankfort Historical Society | | | X | | | | X | | | |
| Tinley Park Historical Society | | | X | | | | X | | | |

Hockey Clubs

| | | | | | | | | | | |
|----------------------|---|--|--|--|--|--|--|--|--|--|
| Vikings Youth Hockey | X | | | | | | | | | |
|----------------------|---|--|--|--|--|--|--|--|--|--|

Horse Rentals & Riding

| | | | | | | | | | | |
|--------------------------|---|--|---|--|--|--|--|---|--|--|
| Forest View Farms | X | | X | | | | | X | | |
| Nova Quarter Horses Inc. | X | | X | | | | | X | | |

Hunting

| | | | | | | | | | | |
|-------------------|---|--|---|--|--|--|--|---|--|--|
| Shotgun Sportsman | X | | X | | | | | X | | |
|-------------------|---|--|---|--|--|--|--|---|--|--|

Inline Skating Rink

| | | | | | | | | | | |
|------------------------------|---|--|--|--|--|--|--|--|--|--|
| Orland Park Recreation Dept. | X | | | | | | | | | |
| Willowview Park | X | | | | | | | | | |

Karoke

| | | | | | | | | | | |
|----------------------------|--|--|--|--|--|---|--|--|--|--|
| Music Maestro DJ & Karokee | | | | | | X | | | | |
|----------------------------|--|--|--|--|--|---|--|--|--|--|

Stadiums, Arenas, & Athletic Fields

- Cook County Cheetahs
Baseball Club
- Hallmark Sports Club
- Joliet Memorial Stadium

| | | | | | | | | | | | |
|--|--|--|--|--|---|--|--|--|--|--|--|
| | | | | | X | | | | | | |
| | | | | | X | | | | | | |
| | | | | | X | | | | | | |

Swimming Pools/Lessons

- Camp Manitoqua
- Centennial Park Aquatic Center
- Frankfort Township Pool
- I-80 YMCA
- Lincoln-Way Central Pool
- Lincoln-Way East Pool

| | | | | | | | | | | | |
|--|--|--|--|---|--|--|--|--|--|--|--|
| | | | | X | | | | | | | |
| | | | | X | | | | | | | |
| | | | | X | | | | | | | |
| | | | | X | | | | | | | |
| | | | | X | | | | | | | |
| | | | | X | | | | | | | |

Taverns

- Beginnings Bar & Grill
- Big Shots Bar & Grill
- Chef Klaus' Steak & Seafood
- Dendrino's
- Die Bier Stube
- Fat Sam's
- Jim's Inn
- Mary Todd's Saloon
- Morgan's
- New Image
- Pinto Lounge
- Ryan's Pub
- Sluggers Sports Bar & Grill
- Stacko's Sports Bar & Grill
- Sweetspot

| | | | | | | | | | | | |
|--|--|--|--|--|---|--|--|--|--|--|--|
| | | | | | X | | | | | | |
| | | | | | X | | | | | | |
| | | | | | X | | | | | | |
| | | | | | X | | | | | | |
| | | | | | X | | | | | | |
| | | | | | X | | | | | | |
| | | | | | X | | | | | | |
| | | | | | X | | | | | | |
| | | | | | X | | | | | | |
| | | | | | X | | | | | | |
| | | | | | X | | | | | | |
| | | | | | X | | | | | | |
| | | | | | X | | | | | | |
| | | | | | X | | | | | | |

Theater Groups

- Lincoln-Way Theatre Guild

| | | | | | | | | | | | |
|---|--|--|--|--|--|--|--|--|--|---|--|
| X | | | | | | | | | | X | |
|---|--|--|--|--|--|--|--|--|--|---|--|

Theaters-Movie

- Bremen Theaters
- Marcus Theaters
- Orland Square Theaters

| | | | | | | | | | | | |
|--|--|--|--|--|---|--|--|---|--|--|--|
| | | | | | X | | | X | | | |
| | | | | | X | | | X | | | |
| | | | | | X | | | X | | | |

Theaters-Music

- Tweeter Center

| | | | | | | | | | | | |
|---|--|--|--|--|---|--|--|--|--|--|--|
| X | | | | | X | | | | | | |
|---|--|--|--|--|---|--|--|--|--|--|--|

Theatre-Fine Arts

- The Center for Performing Arts
at Governors State University
- Freedom Hall
- Illinois Theatre Center
- Moraine Valley Community
College Arts Center
- Seasons on the Green

| | | | | | | | | | | | |
|---|--|--|--|--|---|--|--|--|--|--|--|
| X | | | | | X | | | | | | |
| X | | | | | X | | | | | | |
| X | | | | | X | | | | | | |
| X | | | | | X | | | | | | |
| X | | | | | X | | | | | | |

The Arts
Sports/Games/Athletics
Literary
Outdoor Recreation
Aquatics
Social Recreation
Self-Improvement/Ed.
Wellness
Hobbies
Travel & Tourism
Volunteer Services

The Arts
 Sports/Games/Athletics
 Literary
 Outdoor Recreation
 Aquatics
 Social Recreation
 Self-Improvement/Ed.
 Wellness
 Hobbies
 Travel & Tourism
 Volunteer Services

Toboggan Slides

Swallow Cliff Sports Area

| | | | | | | | | | |
|--|---|--|---|--|---|--|--|--|--|
| | X | | X | | X | | | | |
|--|---|--|---|--|---|--|--|--|--|

Trails(Walking/Biking)

Centennial Park

| | | | | | | | | | |
|--|---|--|---|--|---|--|---|--|--|
| | X | | X | | X | | X | | |
|--|---|--|---|--|---|--|---|--|--|

Old Plank Road Trail

| | | | | | | | | | |
|--|---|--|---|--|---|--|---|--|--|
| | X | | X | | X | | X | | |
|--|---|--|---|--|---|--|---|--|--|

Yoga Instruction

Academy of Creative Movement
& Yoga

| | | | | | | | | | |
|--|--|--|--|--|--|---|---|--|--|
| | | | | | | X | X | | |
|--|--|--|--|--|--|---|---|--|--|

Youth Organizations & Centers

Frankfort Square Baseball League

| | | | | | | | | | |
|--|---|--|--|--|---|--|--|--|---|
| | X | | | | X | | | | X |
|--|---|--|--|--|---|--|--|--|---|

Frankfort Square Wildcats Football

| | | | | | | | | | |
|--|---|--|--|--|---|--|--|--|---|
| | X | | | | X | | | | X |
|--|---|--|--|--|---|--|--|--|---|

Frankfort Square Youth Vipers

| | | | | | | | | | |
|--|---|--|--|--|---|--|--|--|---|
| | X | | | | X | | | | X |
|--|---|--|--|--|---|--|--|--|---|

Illinois Kids Wrestling Federation

| | | | | | | | | | |
|--|---|--|--|--|---|--|--|--|---|
| | X | | | | X | | | | X |
|--|---|--|--|--|---|--|--|--|---|

Lincoln-Way Wolves

| | | | | | | | | | |
|--|---|--|--|--|---|--|--|--|---|
| | X | | | | X | | | | X |
|--|---|--|--|--|---|--|--|--|---|

Mokena Burros Football

| | | | | | | | | | |
|--|---|--|--|--|---|--|--|--|---|
| | X | | | | X | | | | X |
|--|---|--|--|--|---|--|--|--|---|

Orland Youth Association

| | | | | | | | | | |
|--|---|--|--|--|---|--|--|--|---|
| | X | | | | X | | | | X |
|--|---|--|--|--|---|--|--|--|---|

Tinley Park Bobcats

| | | | | | | | | | |
|--|---|--|--|--|---|--|--|--|---|
| | X | | | | X | | | | X |
|--|---|--|--|--|---|--|--|--|---|

Video Tape (Movie) & Video Game Rental

Blockbuster

| | | | | | | | | | |
|--|--|--|--|--|--|--|---|--|--|
| | | | | | | | X | | |
|--|--|--|--|--|--|--|---|--|--|

Down in Front Video

| | | | | | | | | | |
|--|--|--|--|--|--|--|---|--|--|
| | | | | | | | X | | |
|--|--|--|--|--|--|--|---|--|--|

Ideal Cards & Video

| | | | | | | | | | |
|--|--|--|--|--|--|--|---|--|--|
| | | | | | | | X | | |
|--|--|--|--|--|--|--|---|--|--|

JC Flicks

| | | | | | | | | | |
|--|--|--|--|--|--|--|---|--|--|
| | | | | | | | X | | |
|--|--|--|--|--|--|--|---|--|--|

Mokena Video

| | | | | | | | | | |
|--|--|--|--|--|--|--|---|--|--|
| | | | | | | | X | | |
|--|--|--|--|--|--|--|---|--|--|

Volleyball Clubs

Ultimate Volleyball

| | | | | | | | | | |
|--|---|--|--|--|---|--|---|--|--|
| | X | | | | X | | X | | |
|--|---|--|--|--|---|--|---|--|--|

Summary of Recreation Opportunities Checklist

Over Age 18

Opportunities Available

| | | |
|----------------------------|----|---------------------------|
| The Arts | 36 | 21 of which are suppliers |
| Sports/Games/Athletics | 73 | 10 offer team sports |
| Literary | 12 | |
| Outdoor Recreation | 37 | |
| Aquatics | 14 | |
| Social Recreation | 97 | |
| Self-Improvement/Education | 29 | |
| Wellness | 24 | |
| Hobbies | 73 | 21 of which are suppliers |
| Travel & Tourism | 4 | |
| Volunteer Services | 29 | |

Under Age 18

Opportunities Available

| | | |
|----------------------------|----|---|
| The Arts | 42 | 21 of which are suppliers, 16 are schools |
| Sports/Games/Athletics | 85 | 20 offer team sports, 16 are schools |
| Literary | 28 | 16 of which are schools |
| Outdoor Recreation | 37 | |
| Aquatics | 15 | |
| Social Recreation | 91 | |
| Self-Improvement/Education | 41 | |
| Wellness | 12 | |
| Hobbies | 71 | 21 of which are suppliers |
| Travel & Tourism | 1 | |
| Volunteer Services | 19 | |

APPENDIX D

POPULATION AND OPEN SPACE PROJECTIONS

APPENDIX E
FACILITY STANDARDS

NRPA FACILITY DEVELOPMENT STANDARDS

| ACTIVITY/FACILITY | NO. OF UNITS PER POPULATION | SERVICE RADIUS |
|----------------------|---------------------------------------|--------------------|
| Badminton | 1 per 5,000 | 1/4 - 1/2 mile |
| Basketball | 1 per 5,000 | 1/4 - 1/2 mile |
| Handball | 1 per 20,000 | 15 - 30 minutes TT |
| Ice Hockey | 1 per 100,000 | 1/2 - 1 hr. TT |
| Tennis | 1 court per 2,000 | 1/4 - 1/2 mile |
| Volleyball | 1 court per 5,000 | 1/4 - 1/2 mile |
| Baseball | 1 per 5,000 Lighted - 1 per 30,000 | 1/4 - 1/2 mile |
| Field Hockey | 1 per 20,000 | 15 - 30 minutes TT |
| Football | 1 per 20,000 | 15 - 30 minutes TT |
| Soccer | 1 per 10,000 | 1 - 2 miles |
| Golf - Driving Range | 1 per 20,000 | 15 - 30 minutes TT |
| 1/4 Mile Track | 1 per 20,000 | 15 - 30 minutes TT |
| Softball | 1 per 5,000 | 1/4 - 1/2 mile |
| Trails | 1 per region | ----- |
| Archery Range | 1 per 50,000 | 30 minutes TT |
| Skeet and Trap Field | 1 per 50,000 | 30 minutes TT |
| Golf Par 3 | ----- | 1/2 - 1 hour TT |
| 9-hole | 1 per 25,000 | |
| 18-hole | 1 per 50,000 | |
| Swimming Pool | 1 per 20,000 | 15 - 30 minutes TT |
| Beach Area | N/A | N/A |

(TT = Travel Time)

Source: Recreation, Park and Open Space Standards and Guidelines.

ADDENDUM

NOVEMBER 18, 2004

Town Hall Meeting Agenda
FSPD Progress Report-Dr. Anthony J. Zito
Funding Summary
Park Matrix-Revised September, 2004
Project Photographs-2002, 2003, 2004
Program/Special Events Photographs

**TOWN HALL MEETING
NOVEMBER 18, 2004
7:00 P.M.**

- 1. CALL TO ORDER**
- 2. ROLL CALL OF COMMISSIONERS**
- 3. OPENING CEREMONY- RICH MCCULLY, SCOUTMASTER BOY SCOUT TROOP 237**
- 4. INTRODUCTION OF SPECIAL GUESTS**
 - A. SENATOR MAGGIE CROTTY**
- 5. PRESENTATION OF \$15,000 ILLINOIS CLEAN ENERGY FOUNDATION GRANT AWARD**
- 6. OVERVIEW**
- 7. PARK DEPARTMENTS**
 - A. RECREATION**
 - B. MAINTENANCE**
 - C. GOLF COURSE**
 - D. OFFICE**
- 8. SOUTH SUBURBAN SPECIAL RECREATION ASSOCIATION – JANET PORTER**
- 9. TAXES AND GROWTH**
- 10. REFERENDUM PROJECTS & CAPITAL IMPROVEMENTS**
- 11. GRANT APPLICATIONS**
 - A. 2004 BIKE TRAIL GRANT**
 - B. 2004 UNION CREEK CAPITAL IMPROVEMENTS**
 - C. NEW PARKS & PLAYGROUNDS**
- 12. DR. ANTHONY ZITO – PROFESSOR OF LEISURE STUDIES**
- 13. PUBLIC INPUT**
- 14. ADJOURNMENT**
- 15. CLOSING CEREMONY – BOY SCOUT TROOP 237**

Frankfort Square Park District Progress Report November, 2004

I have been asked to comment on the progress of the Frankfort Square Park District in terms of its meeting the objectives established in its 2001 master plan, and promises made in its referendum campaign of the same year.

The plan was bold, visionary and developed based upon the expressed needs and desires of the residents. It was bold due to the economic downturn our country faced at the time. It was visionary because it was looking forward at the District's population growth rate which was above average. While there were many factors in play, including the views of Board Members, Director, staff, national standards, and other agencies, it was primarily driven by resident needs and/or interests, as determined by a survey done the previous year.

My evaluation of the progress of the implementation of the plan was determined by three aspects: what was promised, what was delivered, and whether the money was well spent.

There were 44 action recommendations submitted in the 2001 master plan. Some were very specific, others more general in nature. Many of the recommendations were based upon the District's ability to generate additional revenue. With the passage of the 2001 capital improvement referendum, the sale of bonds, and the acquiring of over \$1.2 million in grant money, the District began to address the promises it made.

Promises Made

The promises made were generally categorized into four areas. Land acquisition and open space, facility development, program development, and trail development.

Some of the promises made were:

1. Continue to develop neighborhood parks as subdivisions are developed;
2. Renovate play lot equipment;
3. Planting of trees and bushes at various park sites;
4. Expansion of the community center;
5. Make various improvements to the Union Creek complex;
6. Develop a skate park, roller hockey and/or ice skating rink, Frisbee golf course, playgrounds, picnic shelters with restrooms, and a splash park;
7. Renovate tennis courts, replace old play equipment and concession stand;
8. Provide additional programs for preschoolers
9. Provide additional programs for adults, families, and teens;
10. Provide additional programs in the areas of the arts, athletics, aquatics, hobbies, literary, and tourism;
11. Develop a walking and/or biking system within the District
12. Improve the ponds.

Promises Kept

In reviewing the seasonal brochures and visiting the various park sites, it is apparent that the District had delivered. What has been accomplished in three years is remarkable. The District appears to be ahead of schedule. In some instances, the District has delivered more. The acquisition and development of the Square Links Golf Course and the retrofitting of the District lighting are an added plus. The District's progress was also recognized in a November 5, 2003 editorial in the Star Newspaper headlined, "Square Park District Delivering, Big Time." I agree the District has delivered, and continues to deliver.

Money Spent

After careful review of the District's financial statements, it can be concluded that the money has been well spent. Those of you who participate in programs, use the facilities, or are spectators at various events can see the progress yourselves. Program variety and enrollments have increased, the athletic fields are being used, and the building expansion is complete, along with various other projects mentioned earlier. It appears that all were done with quality. Historically, bond payments have been made on a timely basis. The golf course is operating at a net profit. There are funds available to complete the remaining projects.

Many of the 44 recommendations submitted in the 2001 master plan have already been accomplished, with more in progress well ahead of schedule. The Park Board Members are to be commended for their courage and vision, the Director for his leadership, and the staff for their dedicated work. I would like to end by saying:

Promises made, promises kept, money well spent.

Dr. Anthony Zito
Professor

FRANKFORT SQUARE PARK DISTRICT FUNDING SUMMARY

| YEAR | DESCRIPTION | AMOUNT |
|-------------------------|---|--------------------|
| <u>GRANTS</u> | | |
| 1980 | IL Dept. of Conservation/Multi Site Development | \$170,000 |
| 1995 | IDNR IL Project WILD Action Grant | \$500 |
| 1997 | OSLAD/Union Creek Park | \$200,000 |
| 1999 | State Line Item Grant/Playground Equipment | \$100,000 |
| 2000 | Illinois Arts Council | \$280 |
| 2001 | Illinois Arts Council | \$190 |
| 2001 | State Line Item Grant/Playground & Basketball Equipment | \$100,000 |
| 2002 | State Line Item Grant/SSRA Building | \$500,000 |
| 2003 | Illinois Arts Council | \$180 |
| 2004 | OSLAD/Golf Course Acquisition | \$750,000 |
| 2004 | Energy Efficiency Grant/Lighting Retrofit | \$15,000 |
| 2004 | OSLAD/Bike Trail | \$200,000 |
| 2004 | Illinois Arts Council | \$180 |
| TOTAL | | \$2,036,330 |
| <u>REFERENDA</u> | | |
| 1978 | Land Acquisition & Development | \$350,000 |
| 1992 | Raise Corporate Rate/Water Fight | 0.25% |
| 1996 | Raise Corporate Rate/Park & Rec Improvements | 0.15% |
| 2002 | Capital Improvements | \$5,000,000 |
| <u>FINANCING</u> | | |
| 2002 | Alternate Bond/SSRA Building Construction | \$750,000 |
| 2003 | General Obligation Bond/Golf Course Acquisition | \$1,800,000 |
| TOTAL | | \$2,550,000 |

FRANKFORT SQUARE PARK DISTRICT WALKING/BIKE PATH

Who: The Frankfort Square Park District applied for grant funding from the Illinois Department of Natural Resources. The successful application resulted in a \$200,000 grant award, which will defray approximately 50% of the estimated engineering and construction costs for 9,900 linear feet of trail.

What: The proposed trail will connect Island Prairie, Indian Boundary South, Kingston, and Hoffman parks. This completed path system would provide over 60% of Park residents with connection to over 75% of all park acreage.

The proposed trail provides the first leg of a comprehensive trail plan. Further expansion will include connection to the Indian Trails subdivision, an east/west connection, and connection to Brookside Glen trails. Long-term goals are the connection to existing trail systems in Plank Trail, and Will County Forest Preserve.

Why: Residents were surveyed in 1995, and again in 2001. A majority of responses included requests for bike trail access to park properties, and expanding connection to existing trail systems.

The development of park trails was a key component of the 2002 "Something for Everyone" campaign that was presented to Park District residents at a Town Hall Meeting, held in November of 2001, and in subsequent referendum literature distributed in Park brochures, and at various Park District functions.

When: The grant application was submitted in March of 2004, and approved by the Illinois Department of Natural Resources on October 8, 2004.

Engineering of the two mile path will begin over the winter months, followed by the bid process in January or February. Construction is expected to be underway by the spring of 2005, with a projected completion date of July, 2005.

Where: See map on reverse.



Illinois Clean Energy

community foundation

2 North LaSalle Street • Suite 950 • Chicago IL 60602
312.372.5191 • fax 312.372.5190 • www.illinoiscleanenergy.org

FOR IMMEDIATE RELEASE

Contact: James Mann, Executive Director
(312) 372-5191

Illinois Clean Energy Awards \$15,000 Grant for Energy Efficient Lighting Upgrades at Frankfort Square Park District Community Center

Frankfort (November 18, 2004) — Lights now shine brighter at the Frankfort Square Park District Community Center as a result of a \$15,000 grant from the Illinois Clean Energy Community Foundation. Highlighting the completion of the Park District's work to replace old lighting with new energy efficient systems, Illinois Clean Energy presented the grant check to Executive Director Jim Randall and the Park District Board on Thursday evening.

Illinois Clean Energy's grant to the park district pays a portion of the upgrade costs for improved energy efficient lighting at the community center. The lighting upgrades are estimated to reduce electric power demand by a total of 32 kilowatts. These energy savings are approximately equal to what 13 average households use.

"Communities gain in three ways from investing in energy efficient lighting. They improve lighting quality for park district employees and patrons. They reduce operating and maintenance expenses in the annual budget. And they save energy, leading to less pollution in Illinois," said Derek Supple, Program Analyst for the Clean Energy Foundation.

In a statewide poll commissioned by Illinois Clean Energy in 2001, 75 percent of respondents said that it was extremely or very important for public agencies to make existing and new buildings energy efficient. Since then, Illinois Clean Energy has funded energy efficient lighting installations in more than 1594 public and non-profit buildings statewide. "Frankfort Square Park District is responding to Illinois residents' calls for government to take the lead in making buildings in our state more energy efficient." noted Mr. Supple.

The Illinois Clean Energy Community Foundation is a non-profit charitable foundation that supports clean energy development and land preservation efforts to improve environmental quality in communities throughout Illinois. Since its inception, Illinois Clean Energy has awarded more than 1100 grants totaling more than \$71 million for projects in 90 Illinois counties. Illinois Clean Energy funds projects in three core program areas: improving energy efficiency, developing renewable energy resources, and preserving and enhancing natural areas and wildlife habitat.

More information on the Illinois Clean Energy Community Foundation is available at its web site: www.IllinoisCleanEnergy.org.

- # # # -

2002 Projects



Wildcat Football Field



Wildcat Football Field



Community Skate Park



Community Skate Park



Frisbee Golf Course



Indian Trail School Park
Picnic Shelter



Community Park Picnic
Shelter



Community Park Picnic
Shelter



Frankfort Square School
Park Picnic Shelter



Kingston Park Playground



Kinston Park Playground



Kiwanis Park Playground



Summit Hill School Park
Playground



Community Park
Playground



Community Park
Playground

2002 Projects



Brookside Glen #1
Playground



Brookside Glen #1
Playground



Brookside Glen #1
Playground



Rogus School Park
Playground



Rogus School Park
Playground



Rogus School Park
Playground



Rogus School Park
Picnic Shelter



Rogus School Park
Picnic Shelter



Community Park Tennis
Court Renovation



Summit Hill School Park
Tennis Court Renovation



Hunter Prairie Park
Sign Improvements



Hunter Prairie Park
Playground



Hunter Prairie Park
Playground



Hunter Prairie Park
Picnic Shelter

2003 Projects



NHL Inline/Ice Hockey Rink



Chicago Blackhawks Inline Hockey Camp



Zamboni Ice Resurfacer



Zamboni Ice Resurfacer



Community Wide Walking/Biking Trail



Community Park Pond Improvements



Community Park Pond Improvements



Community Park Pond Fishing Pier



Community Park Pond Fishing Pier



Woodlawn Park Pond Improvements



Woodlawn Park Pond Improvements



Woodlawn Park Pond Improvements



Woodlawn Park Pond Improvements



Woodlawn Park Sign Improvements



Community Center Picnic Shelter

2003 Projects



Community Center
Splash Park



Community Center
Splash Park



Community Center
Splash Park



Community Center
Splash Park



Community Center
Preschool Playground



Community Center
Preschool Playground



Island Prairie Wetlands
Restoration



Square Links Golf
Course



Square Links Golf
Course



Square Links Golf
Course



Square Links Golf
Course



Square Links Golf
Course



Square Links Golf
Course



Square Links Golf
Course



Park Sign Landscaping Improvements



Community Center Building Expansion



Community Center Building Expansion



Battle of the Bands



Adult CPR



Daddy/Daughter Date Night



Dance Class



Dance Class



Summer Day Camp



Early Learning Center



Fishing Derby



Youth Gymnastics



Youth Gymnastics



Chicago Blackhawks Inline Hockey Camp



Wrigley Field Tour



Adult Stamping Class



Youth Co-Ed Basketball



Boy Scouts



Sledding Hill



Chicago Bulls Trip



Community Carnival



Community Carnival



Clowning Around



Board of Commissioners




Board of Commissioners




Summer Day Camp



Dodge Ball with Coach K



Community Fireworks Show



Community Fireworks



Early Learning Center



Early Learning Center



Golfing



Youth Basketball (Short Shooters?)



Youth Soccer (Little Kickers?)



Youth Soccer (Little Kickers?)



Town Hall Meeting